



## 82' Convertible Specifications

EFFECTIVE: AUGUST 1, 2015 THRU JANUARY 31, 2016





## 82' Convertible

### Length, overall (L.O.A.)

83' 5" (25.43 meters)

### Length, overall (including bow pulpit)

87' 8" (26.72 meters)

### Length, waterline (L.W.L.)

71' 10" (21.89 meters)

### Beam, overall (B.O.A.)

22' 4" (6.81 meters)

### Deadrise (at transom)

10.3°

### Draft (X)

5' 6" (1.68 meters)

### Freeboard, forward (X)

9' 8" (2.95 meters)

### Freeboard, aft (X)

3' 6" (1.07 meters)

### Height, waterline to top of:

#### flying bridge hardtop (X)

19' 11" (6.07 meters)

#### flying bridge hardtop

#### masthead light (X)

22' 11" (6.98 meters)

#### flying bridge console (X)

17' 5" (5.31 meters)

### Displacement (standard fuel load) (D)(X)

162,250 pounds (73,595 kilograms)

### Fuel capacity standard (B)(Y)

3,395 gallons (12,851 liters)

### Water capacity (B)

450 gallons (1,703 liters)

### Holding tank capacity (B)

280 gallons (1,060 liters)

### Cockpit area

255 square feet (23.69 square meters)

## CONSTRUCTION

- Ablative/Copolymer anti-fouling bottom paint (2 coats), using "Interlux Interprotected epoxy primer system"
- Awlgrip brass thru hulls and sea strainers
- Awlgrip engine room, lazarette, forward bilge and anchor locker for enhanced visibility and easier maintenance
- Blister resistant modified vinyl ester resin in entire hull skin
- Custom blended polyester resin used in structural laminates, topsides, bridges, and hardtops
- Dupont high gloss polyurethane boot stripe
- Fiberglass holding tank with dockside and overboard pump out
- Fiberglass side thru-hulls
- Hatches, one (1) Bomar, foredeck hatches, with Ocean Air screen shade system
- High gloss teak interior finish throughout
- High performance isophthalic gelcoat npg superior gloss, flexibility and outstanding weathering characteristics
- Hull interior – isophthalic gelcoat top-coated with a durable high gloss polyurethane coating
- Hull bottom – vacuum bagged end-grain balsa core sandwiched with fiberglass laminates
- Infused fiberglass fuel and holding tanks, with fiberglass baffles inside and balsa coring on sides for stiffness, sealed to hull with resin foam
- Laminated end-grain balsa core in hull sides and topsides
- Molded fiberglass salon floor/engine room ceiling with foam core for acoustical and thermal insulation
- Propeller pockets to reduce draft
- Stringers, fiberglass encapsulated foam
- Transducer location molded into keel
- Vacuum bagged composite bulkheads – Main engine room bulkhead, intermediate engine room bulkheads, and forward bulkhead

## MECHANICAL

- Air conditioning – chilled water, 10 tons (two 5 ton units), zoned with reverse cycle heat for complete climate control throughout the interior and with individual temperature controls for staterooms and salon
  - Bow thruster hydraulic with controls in single lever handles on open flybridge or joy stick on enclosed flybridge
  - Bilge pumps with clean out pumps in keel area linked into monitoring system and connected to float switches for automatic and manual operation
  - Centralized seawater system
  - "Delta T" engine room ventilation system with thermostatically controlled supply and discharge fans for proper fresh air circulation and water intrusion suppression
  - "Delta T" pneumatically controlled engine room ventilation dampers, integrated into fire suppression system
  - Dual stage variable speed 110V AC freshwater system with on deck freshwater fill and cockpit dockside supply inlet with pressure reducing valve
  - Engine room entrance and remote mounted engine start and stop switches for easier accessibility
  - Fire suppression system, automatically and manually operated and tied into main engine and generator ignition systems with override
  - Freshwater filter – paper
  - Freshwater supply in engine room for general maintenance and cleaning
  - Fuel and oil lines, flexible, steel reinforced USCG approved, aircraft type
  - Fuel priming pumps for main engines, electric
- ## FLYING BRIDGE OPEN (continued)
- Refrigerated top loading chill box at forward end of bridge for keeping drinks and snacks
  - Removable flybridge jumpseat backrests
  - Sink with spray head at forward end of flybridge
  - Stereo speakers, tied into stereo system in salon, and helm mounted to aft ends of bridge with remote control
  - Touch screen control monitor with audible and visible alarms: fire, engine room temperature, high bilge water, high exhaust temperature, generator and tank monitors as well as confirming correct system operation
  - Trim tab control switch mounted at console
  - Trumpet style air horns, (2)
  - Under helm access with lights and storage room
  - VHF radio with antenna and mounts – ICOM IC-M604
  - VIPER - (Viking Independent Programmable Electro-hydraulic Rudder) steering system with electronic interface located under the helm for additional stations and future Auto Pilot
  - Windshield, centerline venturi cutout to maximize visibility
- ## FLYING BRIDGE ENCLOSED (OPTIONAL)
- 12V stereo with CD player
  - Air conditioning with reverse cycle heat, temperature control and dehumidification mode
  - Cabinetry and furniture manufactured of teak hardwood and veneers with furniture finish
  - Carpeting
  - Central vacuum unit connection with hose fittings
  - Cocktail table – mappa burl, fixed pedestal mounted
  - Companion seats, port and starboard jump seats and drawers underneath seats
  - Defoggers
  - Fixed side and aft windows
  - Forward control station with all necessary control switches, lighted instruments and engine controls
  - Hatch above helm chair
  - Hatch in overhang with powder-coated ladder and access to hardtop
  - Headliner, Majilite, Baby Ostrich
  - Interior staircase from salon
  - Large under helm area for easy access and added storage
  - L-shaped lounge on raised floor for better visibility and with storage underneath
  - Molded fiberglass seat on aft deck with removable cushions and storage underneath
  - Overhead recessed LED lighting
  - Pod-style aft docking station with single lever controls and engine start/stop switches, located at starboard side of flybridge overhang
  - Powder-coated aluminum aft railing and flybridge ladder
  - Quartz lights, molded into aft overhang
  - Raised, wrap-around helm console with black ultra-leather surfaces and visor to reduce glare and access to all electronics components
  - Steering wheel, top mounted, stainless steel
  - Stidd helm chair, black, ultra-leather, adjustable with footrest
  - Sub-Zero large capacity deep-drawer, under-counter style with varnished teak faces, refrigerator/freezer
  - Telephone outlet
  - Touch screen control monitor with audible and visible alarms: fire, engine room temperature, high bilge water, high exhaust temperature, generator and tank monitors as well as confirming correct system operation
  - TV, 40" HD flat screen on lift mechanism

## GALLEY/DINETTE (continued)

- Refrigerator and freezer, Sub-Zero, large capacity, deep-drawer under-counter style with varnished teak faces, (2) refrigerator units and (1) freezer unit
- Sink, stainless steel, under mounted in countertop with satin nickel galley faucet
- Storage cabinets in upper galley, varnished teak doors
- Storage cabinets and drawers in lower galley, varnished teak doors and faces with stowage for utensils, and other items
- Trash compactor in lower galley with teak face

## COMPANIONWAY

- Access to pantry forward of galley and dinette
- Awlgrip bilge areas with access hatches, snow white and lighted for easier maintenance and cleaning
- Central vacuum unit connection with accessories
- Flooring, carpeted steps from galley through companionway
- Laundry center with stackable washer and dryer behind teak door
- Lighting, overhead LED lights recessed in headliner
- Staircase with banister along starboard companionway side
- Vertical teak strips in companionway
- Wall panels, natural style vinyl headliner individually installed with Velcro backing for easy maintenance

## MASTER STATEROOM (FULL BEAM)

- Air conditioning with reverse cycle heat that circulates from concealed registers behind the valances to maximize comfort while minimizing noise and drafts - individual temperature control
- Bed, king-size, walk-around fore and aft with upgraded, pillow top, Handcraft Viking Slumber #8 innerspring mattress
- Bedspread – quilted, designer style with pillow shams (2)
- Closets, twin maple-lined hanging closets with teak doors
- Credenza forward of king-size bed with drawer storage
- Decorative indirect rope lighting from underneath bed platform and behind valances
- Drawer storage under bed, (2) large drawers
- End tables at port and starboard ends of bed with drawer and door storage
- Entertainment center, FM/DVD surround sound system with subwoofer
- Flooring, carpet
- Headboard, upholstered
- Lighting, overhead LED on lights recessed in headliner
- Lounge, L-shaped on starboard side with removable cushions for storage
- Port and starboard port lights
- Port and starboard side credenza with drawer storage
- Reading lights, overhead with separate switches
- Sheets (1 set)
- Telephone outlet
- TV, 46" flat screen
- Vanity/desk area with stool

## GUEST STATEROOM (FORWARD/PORT)

- Air conditioning/heat with temperature control
- Bed, queen-size walk-around bed with Handcraft Viking Slumber # 6 innerspring mattress and lift up top with gas pistons and cedar-lined storage underneath
- Bedspread – quilted, designer style with pillow shams (2)
- Central vacuum unit connection with accessories



## 82' Convertible

### Notations:

- Fuel transfer and management system, 220V AC pump w/24V DC backup pump controlled through Moritz control panels
- Hour meters on main engines and generator
- Hydraulic bilge pump with manifold to forward, engineroom, and cockpit bilges
- Integrated engine mounting system for efficient transfer of energy to drive train system
- Internal sea strainers for generator, and all other seawater pick ups
- Mufflers – generators, underwater gas/water separators
- Oil changing system, gear type pump for main engines, transmissions, and generator with pump out line run to cockpit locker
- PEX plumbing, freshwater system with manifold system to isolate individual areas
- Prep for future installation of Seakeeper
- Propellers, class “S” pitch tolerance (ISO 484/2 and dynamic balancing), advance design cambered blade sections for optimum performance. Nibral alloy for maximum durability
- Racor fuel/water separator filters for main engines and generator, “dual” filters for main engines, clear bowl type, top loading for convenient replacing - Awgrip snow white
- Rudders, stainless steel, composite rudder bearing with dripless seal laminated into hull
- Seacocks, bronze, ball-type sea valves for all thru-hulls below the water line - Awlgrip white
- Shafts – 2 Aquamet high-strength stainless steel, double-taper with machined keyway and custom thrust plate at main engine couplings
- Struts – thru-water, Nibral with composite bearings
- Tides Marine water lubricated dripless shaft seals with crossover water supply from both engines
- Trim tabs, with center, port and starboard tabs recessed in transom, individual controls with fiberglass covers
- Underwater exhaust reduces engine exhaust back pressure. Cleaner exhaust discharge and improved utilization of area under the cockpit
- VIPER - (Viking Independent Programmable Electro-hydraulic Rudder) steering system with electronic interface located under the helm for additional stations and future Auto Pilot
- Water heater – 40 gallons, dual element for quick recovery, electric

### ELECTRICAL

- 24V DC ship's service throughout
- 240/120V AC power supply
- 110V outlet in engineroom on aft bulkhead
- Anchor light/navigation lights
- Batteries, (3) independent 24V banks mounted in fiberglass storage boxes, maintenance free
- Battery chargers, (3) with thermal cutoff and switching system for complete integration
- Battery distribution panel with battery cutoff and charging system breakers
- Battery parallel system for main engines and generator start
- Bonded electrical system with ground plate
- Charles PM 100, shore power cord combiner, 200 amps
- Color-coded, labeled and numbered wiring system with corresponding drawings
- Dimmers, DC interior LED= lighting throughout excluding the companionway

- Upholstered overhead wiper box with switches mounted centerline
- Upholstered valances, baby ostrich headliner
- Windshield, laminated, curved, safety glass
- Windshield wipers, electric with intermittent controls, washers and defoggers
- Weatherproof lockable exterior door

### COCKPIT

- Boarding box, fiberglass with nonskid, lift up top and storage
- Cable TV and telephone connections in cabinet under starboard forward gunwale and wired to a home run
  - RG6 TV cable to accommodate satellite system
  - Phone cable is two-pair to accommodate current data phone systems
- Cabinet with storage for gaffs and or other accessories under port and starboard gunwale
- Dockside electric connection – (2) 100 amp/220V electric retractable
- Dockside water connection with pressure reducing valve in cabinet under gunwale
- Drop-in in deck storage boxes; (2) on port side for optional live well and storage box (1) fishbox starboard
- Electric, sliding salon door – molded fiberglass with frameless window and teak interior
- Engineroom access with door and with nonskid steps to engineroom
- Extended flybridge overhang for shade
- Freshwater wash down with hose bib located in cabinet under gunwale
- Gaskets for all lids and access doors
- Glendinning Cablemasters in forward port and starboard cabinets under gunwales
- Grabrails at cockpit haunch
- Indirect rope LED lighting underneath the coaming
- Ladder to flybridge, one-piece, anodized aluminum with nonskid treads
- Laminated aluminum mounting plate in deck for fighting chair or table
- Lazarette hatch with access to steering, trim tabs, drain pumps
- Lighting, recessed LED lights in flybridge overhang
- Live well in cockpit sole
- Molded nonskid deck
- Observation mezzanine with port and starboard aft facing lounge seating with Sunbrella covered cushions, hinged seats with storage under lounge area, tackle cabinet with pull-out drawers and large bait freezer
- Reinforced recessed, stainless steel cleats and hawse pipes
- Recessed in deck fish box, insulated and removable with pump out and drain plate with large holes for easy pump out and cleaning
- Recessed refrigerated chill box under mounted in mezzanine step for direct access from cockpit
- Rod holders, (4) Rupp flush mounted
- Rounded cockpit coaming for comfort
- Seawater wash down
- Self bailing cockpit with large scuppers
- Split lids for fishboxes
- Stainless steel gas springs on all hatches and lids
- Stereo speakers tied into salon stereo with remote control
- Storage locker with shelf and push release door molded in at starboard and port side of salon steps

- Decorative indirect rope lighting from underneath bed platform and behind valances
- Flooring, carpet
- Hanging locker, teak, maple-lined
- Head private access in both staterooms
- Lighting, overhead LED lights recessed in headliner
- Mattress, orthopedic upgrade
- Reading lights with separate switches
- Sheets, (1 set),
- Stereo speakers recessed tied into salon stereo with remote control
- Storage cabinets, port and starboard sides of bed, teak
- Storage drawers under bed, (2) large drawers
- Teak shelf
- TV, HD flat screen

### GUEST STATEROOM (STARBOARD)/CREW STATEROOM (PORT)

- Air conditioning/heat with temperature control
- Bed, crew stateroom, upper and lower berths – lift up lower bunk top with maple-lined storage underneath
- Bed, guest stateroom, side by side berths with lift up bunk top for storage
- Bedsread – quilted, designer style with pillow shams (2)
- Flooring, carpet
- Hanging locker, maple-lined with bar for hanging clothes
- Head private access in both staterooms
- Lighting, overhead LED lights
- Mattress, Handcraft Viking Slumber #6 innerspring
- Sheets, (1 set)
- Stereo speakers recessed tied into salon stereo with remote control
- Storage drawers located under hanging locker

### MASTER, GUEST AND CREW HEADS

- Air conditioning/heat with register in soffit
- Countertop, custom granite, level 1
- Exhaust fan with vent in soffit
- Flooring, custom Amtico
- Head system, Sealand vacuflush
- Linen storage
- Lower vanity with curved teak face
- Lighting, overhead LED lights recessed in soffit and in ceiling
- Medicine cabinet with mirrored doors
- Mirror around upper vanity insert
- One-piece custom frameless shower door in master head
- Receptacle, 120V - GFCI
- Shower light
- Sink – biscuit with satin nickel faucet
- Stall shower, fiberglass with satin nickel shower fixtures
- Storage cabinet with shelves and mirrored door in master head
- Towel bar and ring – satin nickel

### DECOR

- Designer bedspreads for all beds
- Designer shams (2) per stateroom (3 for VIP forward layout)
- Designer fabrics
- Fabrica carpet, nylon fibers with Scotchgard protection and stain release
- Headliner, Majilite, Baby Ostrich upgraded throughout boat
- Hunter Douglas blinds



## This image shows a single sheet of white paper with horizontal blue ruling lines. The lines are evenly spaced and run across the width of the page. There are no margins, text, or other markings on the paper.

- Engine room lights, recessed AC and DC with switch at engine room entrance
- Generators, Diesel – (2) 29 kW Onan QD (electronic quiet diesel) Series, user-friendly with electronic governing allowing voltage and electronic frequency control – shelves over both generators (R)
- Glendinning cablemaster (2) with 3 wire grounded cord
- Individual switching for shore (1), shore (2) or generator supply located at main salon panel
- Instrument panel lights for flybridge and main electric panel
- Lighting, overhead LED lights recessed in ceiling and rope style décor lights concealed by teak valances, 24V DC
- Magnetic switches for bilge lights
- Master electrical control provided via power distribution system utilizing a redundant Can Bus control for AC/DC remote breaker electrical systems. Complete system control and monitoring provided by 2 integrated touch screen controls (1) located at salon main entrance and (1) at the flybridge helm
- Receptacles, 120V duplex with GFCI throughout
- Voltage stabilizer isolation transformers for more consistent, cleaner voltage – part of Charles combiner PM-100

- Battery system dedicated to flybridge electronics
- Bridge installed without exposed fasteners
- Center console walk-around helm with electronic storage in raised pod with additional storage below
- Custom helm pod with single lever electronic controls with emergency stops
- Custom stainless steel steering wheel for helm pod
- Depthfinder/sea temperature gauge – Furuno RD-33
- Electronics box lids drilled and tapped for gas pistons instead of thru bolts
- Electronic trolling valve controls with auto troll
- Extended overhang for extra room to move behind helm and companion seats with anodized aluminum aft railing
- Fire system control with automatic and manual discharge and override system located at console
- Freshwater outlet forward locker
- Freezer, top loading, forward end of console for bait and food storage
- Handrail, powder-coated aluminum effectively positioned at helm console
- Helm and companion seats, 3 seats, teak, ladder back with 4" stainless pedestals and removable cushions and covers
- Instrumentation based on standard engine package, lighted with switches in radio box
- Lighted Ritchie compass, large and flush mounted on centerline
- Lounge seating to port and starboard and banquet style seating forward of helm with table and pedestal, vinyl covered foam cushions, hinged for access to storage under seats
- Manual engine shutdown switches at cabinet in console
- Nonskid deck for traction and durability
- Port and starboard cabinet at aft end of lounge seating
- Recessed electronics box in console for custom electronics package that is easily viewable and protected from the elements by acrylic fitted lid with gasket and stainless steel gas pistons
- Recessed radio boxes, large radio boxes on port and starboard sides of console with switch panel inside painted satin black

- Straps with padding to secure engineroom door and transom door and gate when open
- Transom swim steps at transom door
- Transom mounted fishbox with drain
- Valve to fill freshwater tank from dockside inlet
- Walk-through transom door with lift gate
- Y-valve fresh and salt water wash down

- Air conditioning with reverse cycle heat that circulates from concealed registers behind the valances to maximize comfort while minimizing noise and drafts – individual temperature control
- Blinds for desired natural lighting and additional privacy.
- Cocktail table, mappa burl, high gloss finish, hi-lo
- Flooring, custom Amtico at salon entrance and wall-to-wall carpet with lead lined padding for sound absorption
- Home theater center with 60" flat screen on a raise and lower mechanism with antenna or cable hook-up, and Bose system with custom surround sound
- Ice maker, clear ice type concealed in teak cabinetry behind door
- Indirect decorative rope lighting behind valances, 24V/120V
- Lounge, L-shaped with rod storage underneath
- Lambrequins, fabric upholstered-inlaid in teak frames
- Lighting, overhead LED lights recessed in headliner with dimmer switches
- Main electrical panel with AC selector breakers and touch screen monitor
- Pillows, decorative throws for sofa
- Salon door, electric sliding, molded fiberglass door with window and teak interior finish, with key lock
- Teak cabinetry with drawers and bottle storage
- Teak strips in headliner
- Teak trim where the Amtico floor meets carpet
- Upholstery and window treatments
- Valances custom teak, fluted
- Windows, fixed, frameless side windows with tinted, tempered glass for style, natural lighting, and privacy

- Blinds
- Companionway entrance located behind dinette
- Countertop, galley, custom granite
- Custom galley island with refrigeration and freezers, custom granite, level 1 countertop and three bar stools with overhang for bar stool area
- Dinette couch with removable cushions and storage underneath
- Dinette table, mappa burl, high gloss finish with teak pedestal, thru-bolted
- Dishwasher
- Electric range, 4-burner cook top, surface mounted
- Exhaust fan, high velocity
- Flooring, custom Amtico
- Garbage disposal in sink
- Lambrequins, fabric upholstered-inlaid in teak frames
- LED lighting-backsplash
- Lighting, overhead LED lights recessed in headliner
- Microwave/convection oven located in upper galley cabinet

- Passage doors, teak style and rail
- Throw pillows throughout including designer cords and fringes
- Ultraleather sofas in salon and master stateroom and dinette
- Upgraded window panel fabric and trim

- Aft salon starboard side just inside salon cockpit entrance
- Air conditioning/ heat with register in soffit
- Countertop, custom granite, level 1
- Exhaust fan with vent in soffit
- Flooring, custom Amtico
- Head, Sealand
- Lower vanity with curved teak face
- Lights, overhead LED lights in recessed in soffit and ceiling

- Anchor – constructed with a high-tensile, corrosion resistant aluminum magnesium alloy
- Anchor locker with access from foredeck
- Anchor rode, 250' with 50' of chain
- Awlgrip bilge areas with access hatches, snow white and lighted using magnetic switches for easier maintenance and cleaning
- Bow pulpit, molded fiberglass with nonskid and stainless steel anchor shoot
- Bow rail, anodized aluminum, brushed finish
- Fire extinguishers (8)
- Freshwater wash down at bow in anchor locker
- Fuel
- Holding tank monitor
- Mooring lines, 3 strand nylon (6)
- Painted rub rail
- Recessed covers on transom to protect trim tab pistons
- Ships bell
- Shore cord, 100 amp to 50 amp smart Y
- Side mounted grabrails, powder coated aluminum that follow the window line
- Stainless steel bow, spring and stern cleats thru-bolted to aluminum backing plates
- Viking one year limited warranty (available upon request)
- Viking Prestige Decor package
- Water delivery kit with tool set (N)
- Zinc on transom



## 82' Convertible

### NOTES:

This specification sheet is subject to change.

- A** The right is reserved to make changes, without notice, at anytime, in equipment, materials, prices and specifications. Line drawings and photos may show some optional equipment.
- B** Capacities of tanks are estimates and usable volume will vary depending upon conditions.
- C** These prices apply only if order is placed prior to boat going into production. Prices are for standard installation only. Custom work is extra cost.
- D** Weight shown is calculated with standard fuel and water tanks full.
- E** Prices available through Dealer.
- H** Includes credit for standard
- J** Must be ordered 90 days prior to start date.
- K** Requires F/B hardtop.
- N** Includes life jackets (6 adult), life ring (21"), flare kit, fenders: 10" (2), engine oil, deck mop, deck brush, bucket, hose, nozzle, fuel filters: engines and generator, raw water pump impeller for main engine (1), boat soap (1 qt.) and bilge cleaner (1 qt.)
- R** Generator is not intended to supply power for all standard and optional accessories. Load must be limited to generator output rating.
- S** In order to offer the full range of decor, selections are required with initial order.
- V** Includes 24V lighting and cockpit flood lighting.
- X** Measured with largest engines available, standard fuel and water.
- Y** Fuel capacity calculated with Seakeeper prep
- Z** Requires underwater exhaust system.

## OPTIONAL EQUIPMENT (A) (C) (S)

**STANDARD POWER:** CAT C32A 1925:1925MHP

**SATIN INTERIOR FINISH THROUGHOUT** ..... N/C

\*Standard finish will be high gloss teak (J)

**FULL BEAM, FIVE STATEROOM** ..... STD

### COCKPIT

- ☐ Air Conditioning ..... 22,240
- ☐ Plumb transom box as live well ..... 1,930
- ☐ Swim platform & ladder ..... 8,300
- ☐ Transom lettering ..... POR

### DECK/EXTERIOR

- ☐ Additional (2) foredeck hatches w/ sunshade ..... 2,190
- ☐ Bow pulpit removal ..... 3,475
- ☐ Custom hull color, gelcoat (J) ..... 17,500
- ☐ Custom hull color, paint ..... POR
- ☐ Davit, (2200lb), with hydraulic lift and rotation with telescoping ..... 87,645
- ☐ Fender racks 12" ..... 1,610
- ☐ Salon forward window mask ..... 14,545
- ☐ Windlass, hydraulic, w/ 50' chain, 250' rope ..... 12,720

### DECOR (S)

- ☐ Custom decor (H) ..... POR
- ☐ Decor accessory kit ..... 18,500
- ☐ Decor galley accessory kit ..... 2,375
- ☐ Mirror ceiling in heads, each ..... 3,060
- ☐ Wallcovering, custom (J) ..... POR

### OPEN FLYING BRIDGE

- ☐ Air conditioning ..... 22,240
- ☐ Release teak helm pod with teak table ..... 8,600

**ENCLOSED FLYING BRIDGE** ..... 170,300

- ☐ (6) Rod rocket launcher ..... 1,150
- ☐ Lights, remote spotlight ..... 2,015
- ☐ Outriggers, Rupp w/ spreaders ..... 10,240
- ☐ Radar mast - single ..... 12,875
- ☐ Radar mast - dual ..... 16,240

### SALON

- ☐ Carpet runner full ..... 3,385
- ☐ Carpet runner partial ..... 2,150
- ☐ Carpet runner - companionway and steps ..... 2,160

### GUEST STATEROOM - FWD

- ☐ Crossover stateroom arrangement w/ upper cradle ..... 6,695
- ☐ Stereo/CD/DVD player, (12V) ..... 1,105

### GUEST STATEROOM - CREW

- ☐ Stereo/CD/DVD player, (12V) ..... 1,105
- ☐ Television (additional outlet) each ..... 515
- ☐ TV, 19" HD flat screen ..... 1,665

### DELIVERY

- ☐ Propellers, (spare with storage boxes and Prop Smith removal/installation tool) ..... 67,675

### ENGINE ROOM

- ☐ Access door to Crew's stateroom (only available on Layout "B") ..... 5,860
- ☐ Eskimo ice machine ..... NET 14,845
- ☐ Headhunter head system ..... N/C
- ☐ Seakeeper NG 26 option ..... POR
- ☐ Water maker, 1,400 GPD w/auto backflush ..... 19,715

### OPTIONAL POWER:

- ☐ MTU Series 2000 V16 M96L 2635MHP (Z) ..... POR





## 82' Convertible

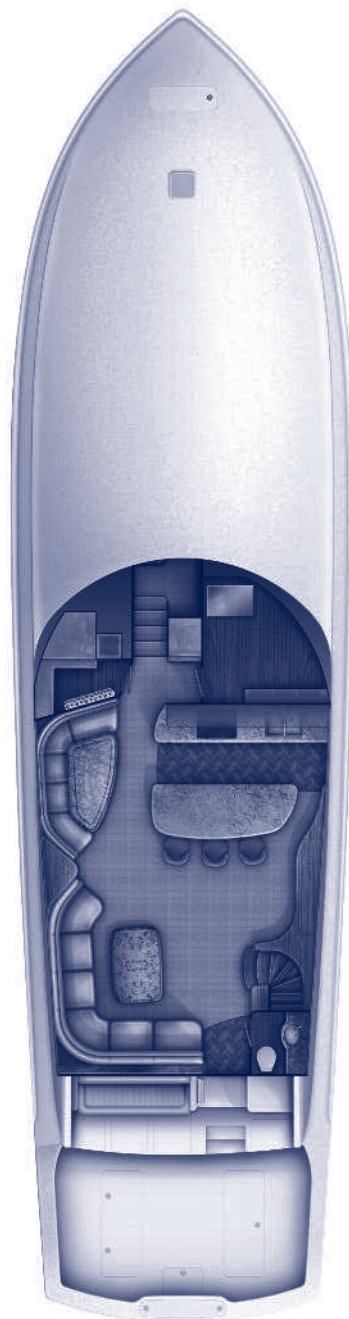
### VIKING YACHTS ONE YEAR LIMITED WARRANTY

Viking provides a 12 month  
limited warranty to  
the original purchaser.  
Certain restrictions apply.  
Ask your dealer for a copy.

Route 9 "On the Bass River"  
P.O. Box 308  
New Gretna, NJ 08224

(609) 296-6000  
(609) 296-3956 Fax

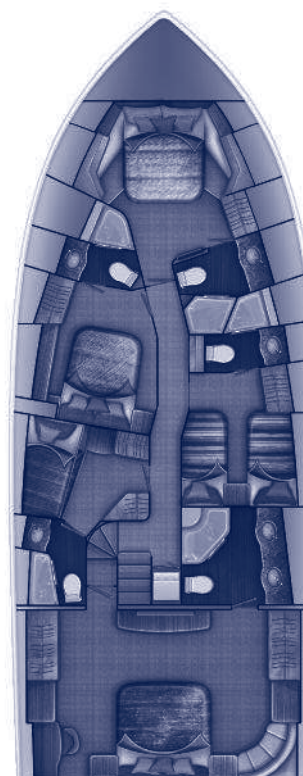
[vkingyachts.com](http://vkingyachts.com)



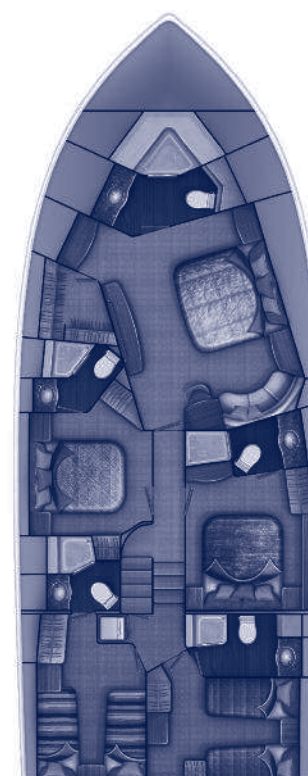
**Enclosed Bridge Salon**



**Open Bridge Salon**



**Plan A**



**Plan B**



**Enclosed Bridge**



**Open Bridge**