



42' Open Specifications

EFFECTIVE: FEBRUARY 1, 2016 THRU JULY 31, 2016





42' Open

Length, overall (L.O.A.)

42' 7" (12.97 meters)

Length, overall (including bow pulpit)

46' 2" (14.07 meters)

Length, waterline (L.W.L.)

35' 7" (10.85 meters)

Beam, overall (B.O.A.)

15' 10" (4.83 meters)

Deadrise (at transom)

16.7°

Draft (X)

3' 5" (1.04 meters)

Freeboard, forward (X)

5' 10" (1.78 meters)

Freeboard, aft (X)

3' 2" (0.97 meters)

Height, waterline to top of:

deck, windshield (X)

9' 9" (2.97 meters)

hardtop (X)

10' 9" (3.28 meters)

masthead light (X)

13' 9" (4.19 meters)

Displacement (standard fuel load) (D)(X)

32,699 pounds (14,832 kilograms)

Fuel capacity (B)

525 gallons (1,987 liters)

Water capacity (B)

120 gallons (454 liters)

Holding tank capacity (B)

39 gallons (148 liters)

Cockpit area

120 square feet (11.15 square meters)

CONSTRUCTION

- Ablative/Copolymer anti-fouling bottom paint, 2 coats, primed
- Awlgrip engineroom, lazarette, forward bilge and anchor locker for enhanced visibility and easier maintenance
- Blister resistant modified vinylester resin in entire hull skin
- Custom blended polyester resin used in structural laminates, topsides, bridges, and hardtops
- Fiberglass side thru-hulls
- High performance isophthalic gelcoat npg superior gloss, flexibility and outstanding weathering characteristics
- Hull interior, isophthalic gelcoat top-coated with a durable high gloss polyurethane coating
- Hull, resin infused cored composite construction, using end-grain balsa and closed cell foam cores in selected areas for optimized strength and stiffness while minimizing weight
- Infused fiberglass fuel and freshwater tanks with fiberglass baffles inside balsa coring on sides for stiffness, sealed to the hull with resin foam
- Molded fiberglass command deck/engineroom ceiling with foam core for acoustical and thermal insulation
- Nonskid molded in for traction and durability
- Stringers, fiberglass encapsulated foam
- Vacuum bagged composite bulkheads - Main engineroom bulkhead, intermediate engineroom bulkheads

MECHANICAL

- Aft facing dual propeller pods with stainless steel propellers
- Air conditioning - direct expansion zoned with reverse cycle heat for complete climate control throughout the interior
- Bilge pumps linked into monitoring system and connected to float switches for automatic and manual operation

ELECTRICAL (continued)

- Phone cable is CAT-5 to accommodate current data phone systems
- Receptacles, 120V duplex with GFCI throughout
- Voltage stabilizer isolation transformer for more consistent, cleaner voltage

COMMAND DECK

- Controls: Top mounted single lever electronic controls with station select and keypad
- Center console helm full walk around raised for improved visibility
- Engineroom access hatch with ladder to engineroom
- Fire system control with automatic and manual discharge and override system located at console
- Furuno RD-33 depth finder/sea temperature gauge and ICOM 504 VHF radio
- Handrails, powder-coated aluminum effectively positioned at helm
- Helm seat - white ladder back with aluminum pedestal and removable cushions - Center captain and 2 companion
- Instrumentation based on standard engine package, lighted with switches in radio box
- Insulated soda box with lid located in starboard aft cabinet
- Lighted compass, flush mounted on centerline
- Manual engine shutdown switches at cabinet in console
- Nonskid deck molded for traction and durability
- Offshore Systems monitor with audible and visible alarms: fire, engineroom temperature, high bilge water, high exhaust temperature, and generator as well as confirming correct system operation

SALON (continued)

- Sliding door to command deck
- Stereo speakers - multi-directional, mid/high range
- Stereo system (12V) with 28" HD flat screen TV
- Table, high-low with high gloss finish
- U-shaped lounge with storage below

GALLEY

- Central vacuum unit connection with accessories
- Countertop, bone-color Corian
- Electric 2 burner surface mount stove with touch pad controls
- Exhaust fan, high velocity
- Flooring, vinyl Amtico
- Headliner, Majilite, natural color, 1/8" foam & tricot backing
- Lights, overhead and LED lighting
- Microwave/convection oven located in upper galley cabinet
- Refrigerator/freezer, large capacity, side by side doors
- Sink, bone-color Corian recessed in countertop with chrome galley faucet
- Storage cabinets in upper galley, with varnished doors, finished maple interior
- Storage cabinets and drawers in lower galley, varnished doors and faces with stowage for, utensils, and other items. Finished maple interior
- Water tank level gauge

MASTER STATEROOM (FORWARD)

- Air conditioning with reverse cycle heat with temperature control
- Bed, queen-size, walk-around fore and aft with upgraded innerspring mattress and lift up top with gas pistons and storage underneath
- Bedspreed - quilted, designer style with pillow shams (2)
- Drawer storage under bed, (2) large drawers



- Port and starboard bench seating with vinyl cushions and lift tops with gas pistons and storage underneath
- Recessed radio boxes, large radio boxes on port and starboard sides of console with switch panel inside painted satin black
- Stereo speakers, tied into stereo system in salon with volume control in radio box
- Trim tab control switch mounted at console
- Trumpet style air horns, (2)
- Windshield, molded fiberglass wrap around front and sides with fixed frameless laminated glass
- Windshield wiper/washer

- Clear back enclosure
- Fiberglass enclosure, 3-sided
- LED spreader lights
- Overhead lights at helm
- Overhead rod storage locker integrated into top
- Radar pod
- Single center windshield wiper/washer
- Windshield and side glass laminated
- Windshield, molded fiberglass wrap around front and sides with fixed frameless laminated glass

- Boarding box, fiberglass with nonslip, lift up top and storage
- Cable TV and telephone connections wired to a home run
- Dockside electric connection – 50 amp/220V electric, located under forward gunwale
- Dockside water connection with pressure reducing valve under forward gunwale
- Engineroom access through hydraulically actuated mezzanine
- Freshwater wash down with hose bib located under forward gunwale

- Air conditioning/heat with vent in soffit
- Amtico vinyl floor
- Exhaust fan with vent in soffit
- Flooring, vinyl
- Lights, recessed in soffit and in ceiling
- Linen storage
- Lower vanity with face
- Medicine cabinet with mirrored doors
- Molded fiberglass vanity and sink with corian top and chrome faucet
- Receptacle, 120V
- Sealand with overboard and holding tank discharge
- Shower light
- Stall shower, fiberglass with chrome shower fixtures and with drain to automatic sump pump in bilge
- Towel bars and rings - chrome



This image shows a single sheet of white paper with horizontal blue ruling lines. The lines are evenly spaced and run across the width of the page. There are no margins, text, or other markings on the paper.

- Air conditioning with reverse cycle heat with temperature control
- Cabinetry with drawers with finished maple interiors
- Flooring, vinyl Amtico
- Freshwater gauge
- Headliner, Majilite, natural color, 1/8" foam & tricot backing
- Lighting, overhead recessed in headliner
- Main electrical service panel, AC/DC, backlit for easier viewing

- Anchor – constructed with a high-tensile, corrosion resistant aluminum magnesium alloy
- Anchor locker with access from foredeck
- Anchor rode, 300' with 12' chain
- Bow rail, anodized aluminum, brushed finish
- Fire extinguishers (5)
- Freshwater supply in anchor locker for general maintenance and cleaning
- Fuel
- Holding tank monitor
- Mooring lines, braided nylon (6)
- Stainless steel bow, spring and stern cleats thru-bolted to aluminum backing plates
- Viking one year limited warranty (available upon request)
- Viking Smart Decor package
- Water delivery kit with tool set (N)
- Zinc on transom



42' Open

NOTES:

This specification sheet is subject to change.

- A** The right is reserved to make changes, without notice, at anytime, in equipment, materials, prices and specifications. Line drawings and photos may show some optional equipment.
- B** Capacities of tanks are estimates and usable volume will vary depending upon conditions.
- C** These prices apply only if order is placed prior to boat going into production. Prices are for standard installation only. Custom work is extra cost.
- D** Weight shown is calculated with standard fuel and water tanks full.
- E** Prices available through Dealer.
- H** Includes credit for standard.
- J** Must be ordered 90 days prior to start date.
- K** Requires F/B hardtop.
- N** Includes life jackets (6 adult), life ring (21"), flare kit, fenders: 10" (2), engine oil, deck mop, deck brush, bucket, hose, nozzle, fuel filters: engine and generator, raw water pump impeller for main engine (1), boat soap (1 qt.) and bilge cleaner (1 qt.).
- R** Generator is not intended to supply power for all standard and optional accessories. Load must be limited to generator output rating.
- S** In order to offer the full range of decor, selections are required with initial order.
- V** Includes 24V lighting and cockpit flood lighting.
- X** Measured with largest engines available, standard fuel, and water.

PAYMENT - REMAINING BALANCE IN FULL IS DUE WHEN CONSTRUCTION IS COMPLETED.

OPTIONAL EQUIPMENT (A) (C) (S)

STANDARD POWER: Cummins QSB-440 with Zeus Drive

SC/ST PACKAGE NET 58,275

- ☐ Fiberglass radar mast POR
- ☐ Integrated fiberglass sport arch NET 8,290
 - ☐ with blackout paint NET 1,050

THIRD STATEROOM OPTION 5,660

COCKPIT

- ☐ Cablemaster reel 4,590
- ☐ Cockpit freezer with refrigerated drink box 5,075
- ☐ Fitting and pump for on deck live well 1,860
- ☐ Recessed cabinet w/ fiberglass doors with storage for gaffs and or other accessories located under gunwale 2,340
- ☐ Swim platform & ladder 4,940
- ☐ Transom lettering POR
- ☐ Window and light in transom box live well 2,335

DECK/EXTERIOR

- ☐ Boot Stripe N/C
 - ☐ Black ☐ Blue ☐ Green
- ☐ Bottom Paint N/C
 - ☐ Black ☐ Blue ☐ Green
- ☐ Bow pulpit 4,050
- ☐ Hull color, gelcoat (J) 13,350
 - ☐ Buck Blue ☐ Bahama Blue ☐ Mist Green
 - ☐ Viking Lady Yellow
- ☐ Hull color, paint POR
- ☐ Windlass, Lewmar V2 SS w/ 50' chain, 250' rope 4,890

DECOR(S)

- ☐ Custom decor (H) POR
- ☐ Decor accessory kit 5,690
- ☐ Decor galley accessory kit 845
- ☐ Polished Corian top, galley/heads 1,375
- ☐ Sheets, one (1) set, 2 stateroom 795
- ☐ Sheets, one (1) set, 3 stateroom 1,275
- ☐ Wallcovering, custom POR

COMMAND DECK

- ☐ Air conditioning (K) 12,925
- ☐ Custom helm pod w/stainless steel wheel 3,475
- ☐ Electronic single lever controls for pod 2,425
- ☐ Fiberglass helm pod w/ teak finish and stainless steel wheel 4,260
- ☐ Upgrade helm chairs to teak w/ stainless pedestals NET 5,675

MASTER STATEROOM

- ☐ Stereo/CD/DVD player, (12V) 1,105

GUEST STATEROOM - AFT

- ☐ Stereo/CD/DVD player, (12V) 1,105
- ☐ Television (additional outlet) each 515
- ☐ TV, 19" HD flat screen 1,665

DELIVERY

- ☐ Propellers, spare and removal/installation tool POR
- ☐ Truck packing and launching NET 2,855

ENGINEROOM

- ☐ Aqua Whisper Mini 550 GPD 12,600
- ☐ Eskimo Ice Machine NET 14,845
- ☐ Oil changing system, gear type pump for main engines and generator 2,295
- ☐ Seakeeper NG 5 option POR

OPTIONAL POWER

- ☐ Cummins QSB-480 w/ Zeus Drive POR
- ☐ Cummins QSC-600 w/ Zeus Drive POR

The right is reserved to make changes, without notice, at anytime, in equipment, materials, prices and specifications. Accommodation drawings may show optional equipment. Performance may vary depending upon conditions.

EFFECTIVE: AUGUST 1, 2015 THRU JANUARY 31, 2016
PRICES SUBJECT TO CHANGE WITHOUT NOTICE



42' Open


VIKING YACHTS ONE YEAR LIMITED WARRANTY

Viking provides a 12 month limited warranty to the original purchaser. Certain restrictions apply. Ask your dealer for a copy.

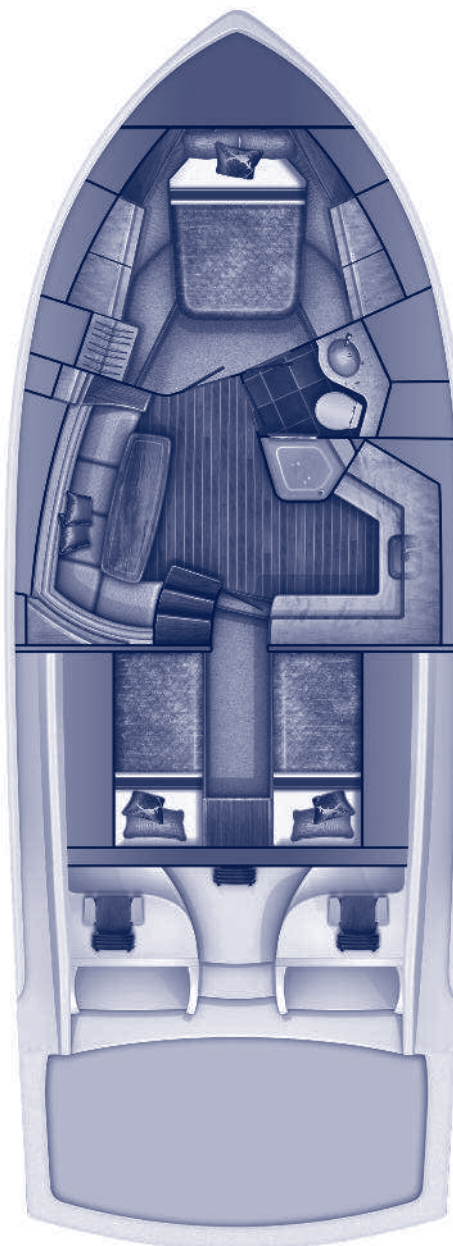
Route 9 "On the Bass River"
P.O. Box 308
New Gretna, NJ 08224

(609) 296-6000
(609) 296-3956 Fax


vikingyachts.com



Open Bridge Layout



Standard 2 Stateroom Layout



Optional 3 Stateroom Layout