

VIKING 80 CONVERTIBLE



80|C

 **viking**
yachts

WELCOME ABOARD THE **VIKING 80 CONVERTIBLE**

Viking has led the charge in the design, development and production of the biggest convertible sportfishing yachts for more than 20 years. Recognized around the world for quality and performance, Viking is often imitated, but never challenged where it counts out in the deep, on the tournament trail, or in the Winner's Circle. This propensity for ongoing development is the root for building a better boat every day, and the newest Viking to proudly join our fleet is the 80 Convertible, which will have its world premiere at the 2015 Fort Lauderdale Boat Show in November.

Like all new Vikings, the 80 Convertible hones its blue-water DNA from its stable mates. The sleek styling showcases an impeccable sheer line with nine feet of freeboard forward tapering to slightly more than three feet at the stern, a lively reflection of the aggressive profiles of its recent brethren including the 92 and 62 Convertibles. The hull's sharper entry merges with a higher forward chine designed to divert spray downward when ripping through head seas. Convex hull sections add curvature and form to the refined running surface, while a quad of molded running strakes accentuate lateral tracking and maneuverability. Tumblehome at the corners of the curved transom adds definition and beauty. Deadrise at the transom is 12.5 degrees and the beam is carried well aft providing exceptional volume, buoyancy and balance, a deft combination, which comfortably accommodates additional fuel, and the weight of a gyro stabilizer.

The resin infused hull is a sophisticated composite structure of Baltek end-grain balsa and Airex foam cores with Aramid and E-glass fiberglass laminates. Stringers are fiberglass encapsulated foam and bulkheads are fabricated with vacuumed bagged composites.

Mechanically, the 80 Convertible shares a commonality of technical features proven time and time again for reliability and practicality at the thousand fathom line and beyond. Chilled water air conditioning provides cooling and heat throughout the yacht. A Delta-T engineroom ventilation system with thermostatically controlled supply and discharge fans provide proper fresh

air circulation and water intrusion suppression. Pneumatically controlled engineroom ventilation dampers are integrated into the yacht's fire suppression system. Viking's proprietary VIPER (Viking Independent Programmable Electro-hydraulic Rudder) steering eliminates the tie-bar for independent rudder operation and optimizes response and reduces drag at low, mid and high speeds for extraordinary maneuverability in all sea conditions.

A lengthy list of standard equipment includes a hydraulic bow thruster, a centralized seawater system, Veem S-class propellers, two 29 kW Onan generators, two Glendinning Cablemasters, Charles PM 100 shore power cord combiner and isolation transformer, and an Octoplex touch screen electrical distribution panel with monitors in the salon and on the flying bridge. Powered with Tier 3 MTU Series 2000 V16 M96L engines each developing 2,635 mhp with Blue Vision controls and display monitors, our tank testing calculations indicate a top speed in excess of 40 knots with an effortless high 30 knot cruise, depending upon load, sea conditions and ambient environmental factors.

The salon is a forest of satin walnut joinery and leather appointments, created by the team of the William Bales and Company. The 21 ft. 5 in. beam and the use of the vertical space is immediately apparent creating a free flowing movement with the ambiance of a great room. A day head is immediately to starboard. To port, a J lounge and coffee table is a virtual conference area, opposite walnut cabinetry housing a 60 in. flat screen television on an electric lift. Forward to starboard a raised built-in dinette serves a dual purpose with rod stowage for 80 pound outfits. The fore and aft style of the galley maximizes useful space with under counter refrigeration beneath a second dining area with bar stools, while the outboard counter accommodates a double sink and electric cooktop. Forward of the galley, a versatile walk-in pantry is as spacious as a stateroom and can be outfitted as such.

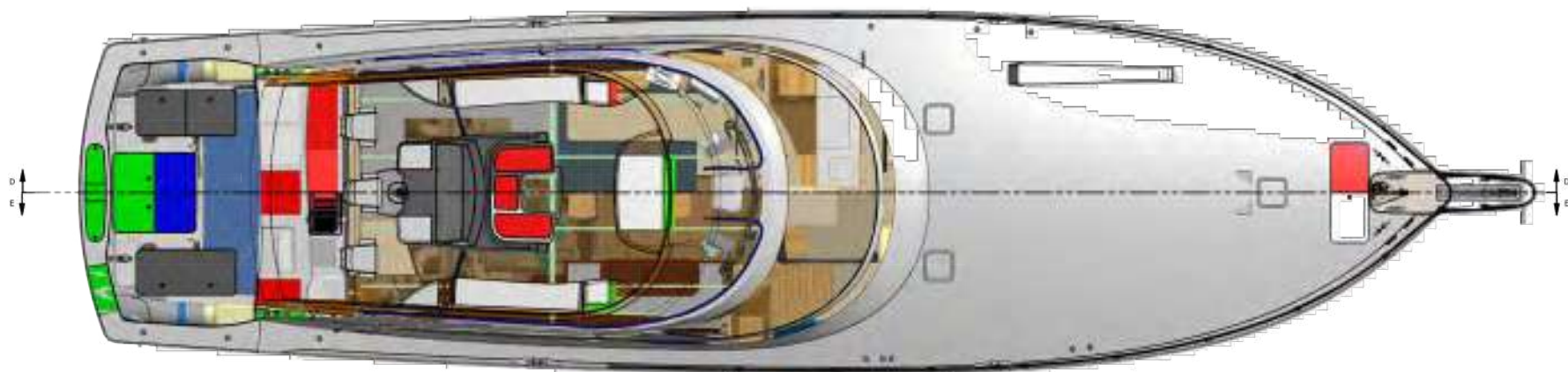

Inviting accommodations include five generously appointed staterooms, including a full beam master suite with a king size walk-around bed.

Every stateroom has a large head and fiberglass shower stall. A washer and dryer are located in the companionway.

On the flying bridge, a center console command station gives the operator a great view underway. Three pedestal helm seats are standard, and additional seating is available on port and starboard lounges, each with rod stowage below. A U-shape lounge and table forward of the console seats more guests, and is notably below the forward sightlines of the helmsman thanks to the raised standing platform behind the console. A freezer is forward between a refrigerated box and a sink with a freshwater outlet. A climate controlled enclosed bridge with access from the salon and the mezzanine deck also is available. Additionally, the enclosed bridge convertible can be ordered with an open Sky Bridge.

Viking's subsidiaries Atlantic Marine Electronics and Palm Beach Towers will outfit the 80 Convertible with communication, navigation and entertainment accessories and its custom tuna tower respectively, which as in the case of all Vikings, allows turnkey delivery from the factory. The 216 square-foot cockpit is equipped for tournament fishing with a transom door, freezer, tackle, and general stowage space, live well capacity, fish wells, an ice chest and a chill box for drinks. But some subtle touches also show that the Viking team never stops sweating the details to make things better. The base of the cockpit compartments, for example, are floating, which leaves room for a toe kick for easier access when opening the lids in a sea way. Finally, the 80 Convertible is prepped at the factory for the installation of the M26 Seakeeper gyro stabilizer, either on the production line or at a later date. Like all Vikings, the 80 Convertible is manufactured to order and will provide its owner with a one-of-a-kind sportfishing yacht built and designed to fish and cruise in luxury and safety anywhere in the world. We cordially invite you to contact your Viking dealer to learn more about this incredible new model and arrange a sea trial at your convenience.

MECHANICAL ARRANGEMENT - 80'C - MTU 16V2000M96L ZF3070A
OPEN BRIDGE EXTERIOR PLAN AND PROFILE

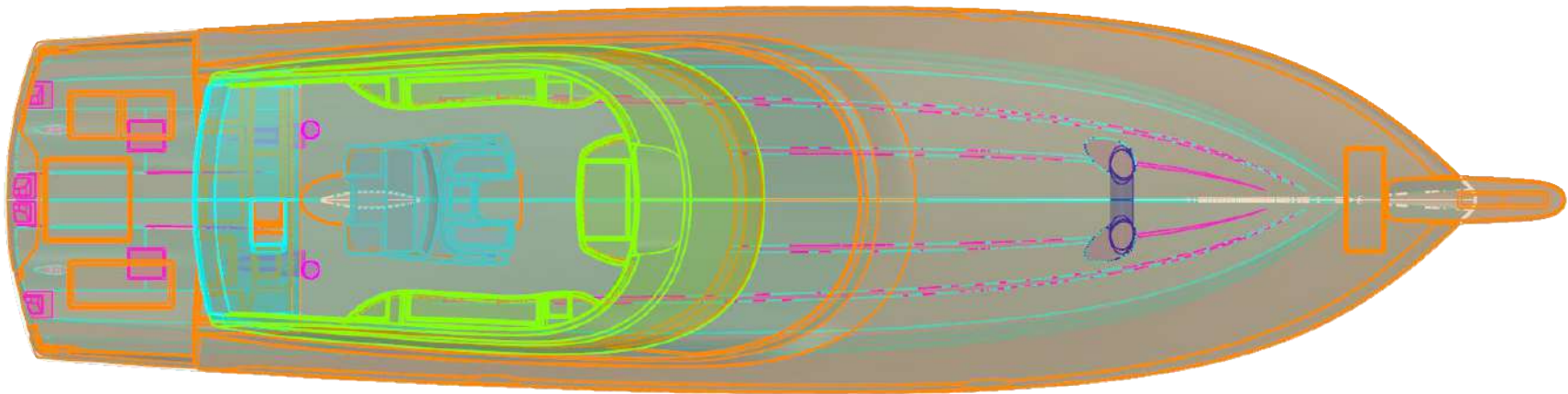


NOTES:
PAGE 1: OPEN BRIDGE EXTERIOR PLAN AND PROFILE
PAGE 2: OPEN BRIDGE LONGITUDINAL SECTIONS
PAGE 3: OPEN BRIDGE SALON AND FOREPEAK ACCOMMODATION PLANS
PAGE 4: OPEN BRIDGE MECHANICAL ARRANGEMENT PLAN
PAGE 5: COCKPIT DETAILS
PAGE 6: ENGINE ROOM DETAILS PLAN, LONGITUDINALS AND MAIN BULKHEADS
PAGE 7: FOREPEAK PLAN
PAGE 8: FOREPEAK LONGITUDINAL SECTIONS
PAGE 9: FOREPEAK BULKHEAD AND EGG CRATE DETAILS

viking		YACHT COMPANY - NEW GRETTA, NEW JERSEY	
MECHANICAL ARRANGEMENT - 80'C - MTU 16V2000M96L ZF3070A		1	
ALL DIMENSIONS TO UNLESS OTHERWISE NOTED	AS NOTED	D	1 OF 9
DATE	1/26/2015	DATE	1/26/2015



MECHANICAL ARRANGEMENT - 80'C - MTU 16V2000M96L ZF3070A
OPEN BRIDGE SALON AND FOREPEAK ACCOMMODATIONS PLANS

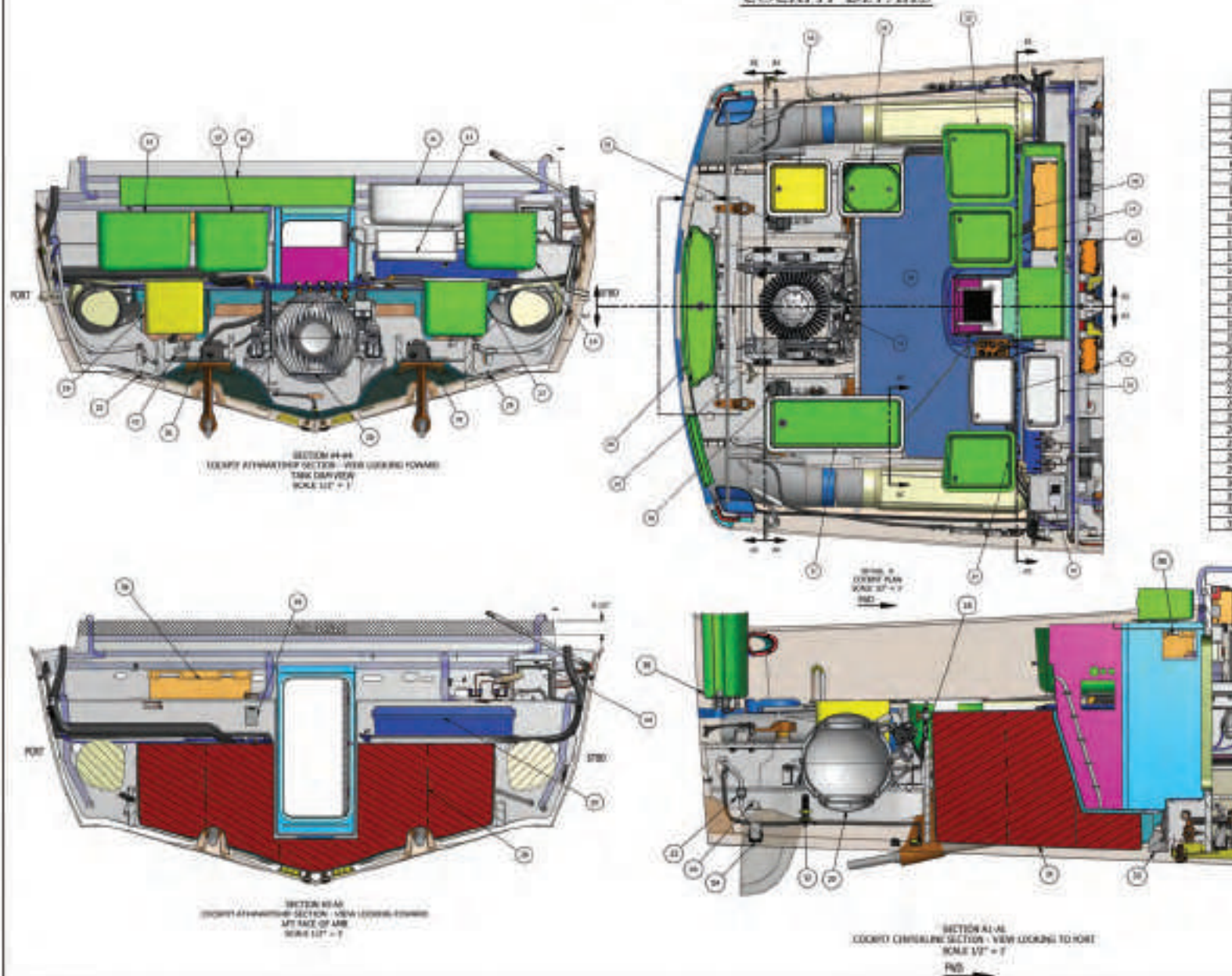


viking		YACHT COMPANY		NEW LUTHER, NEW JERSEY	
MECHANICAL ARRANGEMENT - 80'C - MTU		DISCOMPUTING 27-3070A		PAGE 3 OF 5	
DESIGNED BY	DATE	REV	DATE	REV	DATE
ALL DIMENSIONS IN	INCH	DATE	DATE	DATE	DATE
DATE	DATE	DATE	DATE	DATE	DATE



MECHANICAL ARRANGEMENT - 80'C

COCKPIT DETAILS



COCKPIT DETAILS

1	COCKPIT PORT SIDE BUMP PUMP
2	COCKPIT STBD SIDE BUMP PUMP
3	COCKPIT LIFTWELL DRAIN PUMP
4	COCKPIT MAIN 8L OF BUMP
5	COCKPIT HIGH WATER ALARM
6	COCKPIT INLET MANIFOLD
7	ENGINE BATTERIES
8	SHIPS SERVICE AND ELECTRONICS BATTERIES
9	BRUSHY ICE CHOPPER
10	BENCH SEAT LINER BOX
11	PRELIMINARY STIP UNDERMOUNT BOX
12	PORT INBOARD FREEZER BOX
13	PORT OUTBOARD FREEZER BOX
14	STBD FREEZER ICE CHOPPER BOX
15	COCKPIT SOLE LIFTWELL BOX
16	COCKPIT SOLE STORAGE BOX
17	COCKPIT SOLE FISH BOX
18	COCKPIT LIFTWELL SUPPLY MANIFOLD
19	COCKPIT AIR BLAST PUMP
20	SEAWATER SINK (OPT)
21	CRASH PUMP COCKPIT PICKUP
22	WELLY VAC COCKPIT PICKUP
23	PORT DYNA PLATE
24	STBD DYNA PLATE
25	SWIM PLATFORM
26	AFT MAIN FUEL TANK
27	AFT MAIN FUEL TANK PORT FILL
28	AFT MAIN FUEL TANK STBD FILL (OPT)
29	BATTERY PARALLEL SOLAR/LED
30	TRANSPARENT COCKPIT BOX
31	SALON STEP COOLER BOX
32	COCKPIT CLEAN OUT PUMP
33	COCKPIT AIR BLAST PUMP



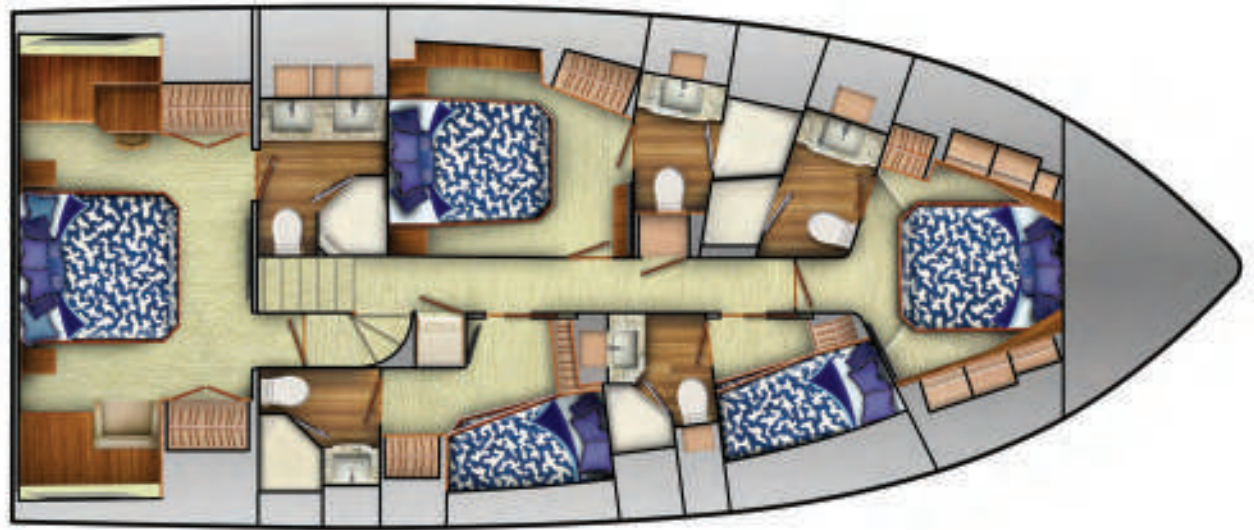
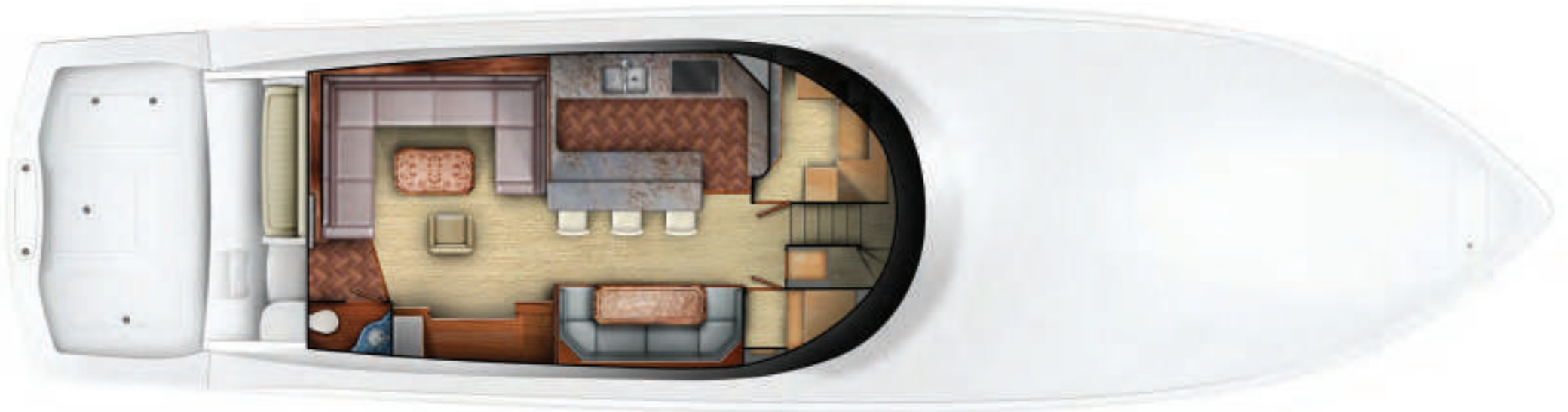
80|C



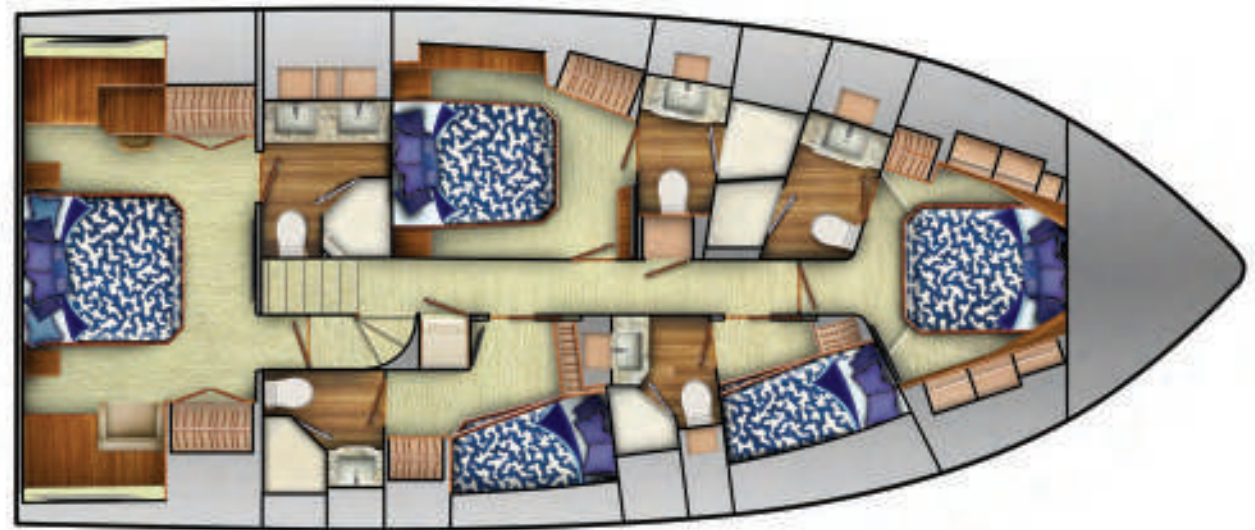

80|EB



CONVERTIBLE ACCOMMODATIONS



ENCLOSED BRIDGE ACCOMMODATIONS





VIKING 80 SPECIFICATION HIGHLIGHTS

Overall Length	80' 6" 24.54 m
Length, Waterline	69' 5" 21.16 m
Beam, Overall	21' 4" 6.50 m
Deadrise (at Transom)	12.4 degrees
Draft	5' 7" 1.70 m
Freeboard, Forward	9' 1" 2.77 m
Freeboard, Aft	3' 5" 1.04 m
Height, Waterline to Top of Flying Bridge Hardtop	20' 10" 6.35 m
Height, Waterline to Top of Flying Bridge Hardtop Mast Head Light	23' 4" 7.11 m
Height, Waterline to Top of Flying Bridge Console	17' 2" 5.23 m
Displacement (Standard Fuel Load)	145,461 lbs 65,980 k
Fuel Capacity Standard	2,600 gal. 9,842 l
Fuel Capacity Optional	3,200 gal. 12,113 l
Water Capacity	400 gal. 1,514 l
Holding Tank Capacity	250 gal. 946 l
Cockpit	217 sq. ft. 20.2 sq. m

Construction

- Ablative/Copolymer anti-fouling bottom paint (2 coats), using "Interlux Interprotected epoxy primer system"
- Awlgrip engineroom, lazarette, forward bilge and anchor locker for enhanced visibility and easier maintenance
- Blister resistant modified epoxy resin in entire hull skin
- Custom blended polyester resin used in structural laminates, topsides, bridges, and hardtops
- DuPont high gloss polyurethane boot stripe
- Fiberglass holding tank with dockside and overboard pump out
- Fiberglass side thru-hulls
- High performance isophthalic gelcoat npg superior gloss, flexibility and outstanding weathering characteristics
- Hull interior - isophthalic gelcoat top-coated with a durable high gloss polyurethane coating
- Hull - infused using Baltek end-grain balsa, Airex foam core with e-glass Carbon fiber hybrid laminates and custom modified epoxy resin
- Infused composite bulkheads - main engineroom bulkhead, intermediate engineroom bulkheads, and forward bulkhead
- Infused fiberglass fuel and holding tanks, with fiberglass baffles inside and balsa coring on sides for stiffness, sealed to hull with resin foam
- Laminated end-grain balsa core in hull sides and topsides
- Molded fiberglass salon floor/engineroom ceiling with foam core for acoustical and thermal insulation
- Stringers, fiberglass encapsulated foam
- Transducer location molded into hull bottom
- reverse cycle heat for complete climate control throughout the interior and with individual temperature controls for staterooms and salon
- Bow thruster hydraulic-control buttons in single lever handles on open flybridge or joy stick on enclosed flybridge
- Bilge pumps with clean out pumps linked into monitoring system and connected to float switches for automatic and manual operation
- Centralized seawater system, two (2) pumps parallel
- "Delta T" engineroom ventilation system with thermostatically controlled supply and discharge fans for proper fresh air circulation and water intrusion suppression
- "Delta T" pneumatically controlled engineroom ventilation dampers, integrated into fire suppression system
- Dual stage variable speed 110V AC freshwater system with on deck freshwater fill and cockpit dockside supply inlet with pressure reducing valve
- Engineroom entrance gauge package and remote mounted engine start and stop switches for easier accessibility
- Fire suppression system, automatically and manually operated and tied into main engine and generator ignition systems with override
- Freshwater filter - paper
- Freshwater supply in engineroom for general maintenance and cleaning
- Fuel and oil lines, flexible, steel reinforced USCG approved, aircraft type
- Fuel priming pumps for main engines, electric
- Fuel transfer and management system, 220V AC pump w/24V DC backup pump controlled through Moritz control panels
- Head discharge holding tank or direct overboard

Mechanical

- Air conditioning - chilled water, 8 tons (two 4 ton units), zoned with

- Hour meters on main engines and generator
- Hydraulic bilge pump with manifold to forward, engineroom, and cockpit bilges
- Internal sea strainers for generator, and all other seawater pick ups
- Mufflers - engine and generator, in-line type with surge tubes in engineroom
- Mufflers - generators, gas/water separators
- Oil changing system, gear type pump for main engines, transmissions, and generator with pump out line run to cockpit locker
- PEX plumbing, freshwater system with manifold system to isolate individual areas
- Propellers, Veem Interceptor class "S" pitch tolerance (ISO 484/2 and dynamic balancing), advance design cambered blade sections for optimum performance. Nibral alloy for maximum durability
- Racor fuel/water separator filters for main engines and generator. Clear bowl type, top loading for convenient replacing
- Rudders, stainless steel, composite rudder bearing with dripless seal laminated into hull
- Seacocks, bronze, ball-type sea valves for all thru-hulls below the water line - Awlgrip snow white
- Shafts - 2 Aquamet high-strength stainless steel, double-taper with machined keyway and custom thrust plate at main engine couplings
- Struts - thru-water, Nibral with composite bearings
- Tides Marine water lubricated dripless shaft seals with crossover water supply from both engines
- Trim tabs, with center, port and starboard tabs recessed in transom, individual controls with fiberglass covers
- VIPER - (Viking Independent Programmable Electrohydraulic Rudder) steering system with

electronic interface located under the helm for additional stations and future Auto Pilot

- Water heater – 30 gallons, dual element for quick recovery, electric

Electrical

- 24V DC ship's service throughout
- 240/120V AC power supply
- 110V outlet in engineroom on aft bulkhead
- Anchor light/navigation lights
- Batteries, (3) independent 24V banks mounted in fiberglass storage boxes, maintenance free
- Battery chargers, (3) with thermal cutoff and switching system for complete integration
- Battery distribution panel with battery cutoff and charging system breakers
- Battery parallel system for main engines and generator start
- Bonded electrical system with ground plate
- Charles PM 100, shore power cord combiner, 200 amps
- Color-coded, labeled and numbered wiring system with corresponding drawings
- Engineroom lights, DC LED with A/C back up switch at engineroom entrance
- Generators, Diesel – (2) 29 kW Onan QD (electronic quiet diesel) Series, user-friendly with electronic governing allowing voltage and electronic frequency control (R)
- Glendinning cablemaster (2) with 3 wire grounded cord
- Individual switching for shore (1), shore (2) or generator supply located at main salon panel
- Instrument panel lights for flybridge and main electric panel
- Lighting, overhead LED lights recessed in ceiling and rope style décor lights concealed by finished wood valances, 24V DC
- Magnetic switches for bilge lights
- Master electrical control provided via Octoplex Power Distribution System utilizing a redundant Can Bus control for AC/DC remote breaker electrical systems.

Complete system control and monitoring provided by 2 integrated touch screen controls-(1) located at salon main entrance and (1) at the flybridge helm

- Receptacles, 120V duplex with GFCI throughout
- Voltage stabilizer isolation transformers for more consistent, cleaner voltage – part of Charles combiner PM-100

Flying Bridge Open (Standard)

- Battery system dedicated to flybridge electronics with battery charger, located in engineroom
- Bridge installed without exposed fasteners
- Center console walk-around helm with electronic storage in raised pod with additional storage below
- Custom helm pod with single lever electronic controls with emergency stops
- Custom stainless steel steering wheel for helm pod
- Depthfinder/sea temperature gauge – Furuno RD-33
- Electronic trolling valve controls with auto troll
- Extended overhang for extra room to move behind helm and companion seats with anodized aluminum aft railing
- Fire system control with automatic and manual discharge and override system located at console
- Freshwater outlet forward locker
- Freezer, top loading, forward for bait and food storage
- Handrail, powder-coated aluminum effectively positioned at helm console
- Helm and companion seats, 3 seats, teak, ladder back with 4" stainless pedestals and removable cushions and covers
- Instrumentation based on standard engine package, lighted with switches in radio box
- Lighted Ritchie compass, large and flush mounted on centerline
- Lounge seating to port and starboard and banquet style

seating forward of helm with table and pedestal, vinyl covered foam cushions, hinged for access to storage under seats

- Manual engine shutdown switches at cabinet in console
- Nonskid deck for traction and durability
- Octoplex touch screen control monitor with audible and visible alarms: fire, engineroom temperature, high bilge water, high exhaust temperature, generator and tank monitors as well as confirming correct system operation
- Port and starboard cabinet at aft end of lounge seating with jump seat backrests
- Recessed electronics box in console for custom electronics package that is easily viewable and protected from the elements by acrylic fitted lid with gasket and stainless steel gas pistons
- Recessed radio port box switch panel inside and large recessed radio box on starboard side of console-painted satin black
- Refrigerated top loading chill box at forward end of bridge for keeping drinks and snacks
- Sink with spray head at forward end of flybridge
- Stereo speakers, tied into stereo system in salon, and flush mounted to aft ends of bridge with remote control
- Trim tab control switch mounted at console
- Trumpet style air horns, (2)
- Under helm access with lights and storage room area
- VHF radio with antenna and mounts – ICOM IC-M604
- VIPER - (Viking Independent Programmable Electrohydraulic Rudder) steering system with electronic interface located under the helm for additional stations and future Auto Pilot
- Windshield, centerline venturi cutout to maximize visibility

Flying Bridge Enclosed (Optional)

- 12V stereo with CD player
- Air conditioning with reverse cycle heat, temperature control and dehumidification mode
- Cabinetry and furniture manufactured of hardwood and veneers with furniture finish
- Carpeting
- Central vacuum unit with hose fittings
- Cocktail table – mappa burl, fixed pedestal mounted
- Companion seats, port and starboard jump seats and drawers underneath seats
- Custom staircase from salon to enclosed flybridge
- Defoggers
- Fixed side and aft windows
- Forward control station with all necessary control switches, lighted instruments, engine controls and power assist steering
- Hatch above helm chair
- Hatch in overhang with powder-coated ladder and access to hardtop
- Large under helm area for easy access and added storage
- L-shaped lounge on raised floor for better visibility and with storage underneath
- Molded fiberglass seat on aft deck with removable cushions and storage underneath
- Octoplex touch screen control monitor with audible and visible alarms: fire, engineroom temperature, high bilge water, high exhaust temperature, generator and tank monitors as well as confirming correct system operation
- Overhead recessed LED lighting with dimmer switches
- Pod-style aft docking station with Palm Beach style single lever controls with bow thruster buttons and engine start/stop switches, located at port side of flybridge overhang
- Powder-coated aluminum aft railing and flybridge ladder
- Quartz lights, molded into aft overhang, LED, with dimmer switches
- Raised, wrap-around helm console

- with black ultraleather surfaces and visor to reduce glare and access to all electronics components
- Refrigerator with icemaker in place of refrigerated chill box
- Steering wheel, top mounted, stainless steel
- Stidd helm chair, black, ultra-leather, adjustable with footrest
- Telephone outlet
- TV, 32" HD flat screen on lift mechanism
- Upholstered overhead wiper box with switches mounted centerline
- Upholstered valances, baby ostrich headliner
- Windshield, laminated, curved, safety glass
- Windshield wipers, electric with intermittent controls, washers
- Weatherproof lockable exterior door

Cockpit and Mezzanine

- Boarding box, fiberglass with nonskid, lift up top and storage
- Cable TV and telephone connections in cabinet under port forward gunwale and wired to a home run
 - RG6 TV cable to accommodate satellite system
 - Phone cable is two-pair to accommodate current data phone systems
- Cabinet with storage for gaffs and or other accessories under port and starboard gunwale
- Dockside electric connection - (2) 100 amp/220V electric retractable
- Dockside water connection with pressure reducing valve in cabinet under gunwale
- Drop-in in deck storage boxes; (2) on port side for optional live well and (1) fishbox starboard with pump out and drain plate with large holes for easy pump-out and cleaning
- Engineroom access with door and ladder to engineroom
- Extended flybridge overhang for shade
- Freshwater wash down with hose bib located in cabinet under gunwale
- Gaskets for all lids and access doors
- Glendinning Cablemasters in forward port and starboard cabinets under

- port and starboard gunwales
- Grabrails at cockpit haunch
- Indirect rope lighting underneath the coaming, white
- Ladder to flybridge, one-piece, anodized aluminum with nonskid treads
- Laminated aluminum mounting plate in deck for fighting chair or table
- Lazarette hatch with access to steering, trim tabs, drain pumps for optional Seakeeper
- Lighting, recessed LED lights in flybridge overhang
- Live well in cockpit sole
- Molded nonskid deck
- Observation mezzanine with starboard aft facing lounge seating with Sunbrella covered cushions, hinged seats with storage under lounge area, tackle cabinet with pullout drawers and 2 large side by side bait freezers
- Recessed refrigerated chill box under mounted in mezzanine step for direct access from cockpit
- Reinforced recessed, stainless steel cleats and corner hawse pipes
- Rod holders, (4) Rupp flush mounted
- Rounded cockpit coaming for comfort
- Salon door, electric sliding - molded fiberglass with frameless window and finished wood interior
- Seawater wash down, run off centralized seawater system
- Self bailing cockpit with large scuppers
- Split lids for fishboxes
- Stainless steel gas springs on all hatches and lids
- Stereo speakers tied into salon stereo with remote control
- Straps with padding to secure engineroom door and transom door and gate when open
- Transom swim steps at transom door
- Transom mounted fishbox with drain
- Valve to fill freshwater tank from dockside inlet
- Walk-through transom door with lift gate
- Y-valve fresh and salt water wash down

Salon

- Air conditioning with reverse cycle heat that circulates from concealed registers behind the valances to maximize comfort while minimizing noise and drafts - individual temperature control
- Blinds for desired natural lighting and additional privacy
- Cabinetry with drawers and bottle storage
- Cocktail table, walnut, high gloss finish, hi-lo
- Flooring, custom Amtico at salon entrance and wall-to-wall carpet lined padding for sound absorption
- Home theater center with 60" HD TV on a raise and lower mechanism with antenna or cable hook-up, and Bose system with custom surround sound. With optional flying bridge enclosed, TV is fixed mounted
- Ice maker, clear ice type concealed in cabinetry behind door
- Indirect decorative rope lighting behind valances, 24V DC
- Lambrequins, fabric upholstered-inlaid in finished wood frames
- Lighting, overhead LED lights recessed in headliner with dimmer switches
- L-shaped lounge with rod storage underneath
- Main electrical panel with AC selector breakers and Octoplex touch screen monitor
- Pillows, decorative throws for sofa
- Sliding electric salon door, molded fiberglass door with window and interior finish, with key lock
- Strips in headliner
- Upholstery and window treatments
- Valances custom finished wood, fluted

Galley/Dinette

- Blinds
- Countertop, galley, custom granite
- Dinette couch with removable cushions and pull-out storage underneath for rods
- Dinette table, walnut, high gloss finish with oversized 110V outlet at pedestal, thru-bolted

- Electric range, 4-burner cook top, surface mounted
- Exhaust fan, high velocity
- Flooring, custom Amtico
- Garbage disposal in sink
- Headliner, Baby Ostrich Gelato, 1/8" foam and tricot backing
- Large wrap around galley with refrigeration, freezer, stove top, sink and storage, custom granite, level 1 countertop and three bar stools with overhang for bar stools
- Lambrequins, fabric upholstered-inlaid in finished wood frames
- LED lighting-backsplash
- Lighting, overhead LED lights recessed in headliner with dimmer switches
- Microwave/convection oven located in upper galley cabinet
- Pantries forward of galley/dinette walk-in, maple lined
- Refrigerator and freezer, Sub-Zero, large capacity, deep-drawer under-counter style with finished wood faces, (2) refrigerator units and (1) freezer unit
- Sink, stainless steel, under mounted in countertop with satin nickel galley faucet, two (2) bowl
- Storage cabinets in upper galley, varnished doors
- Storage cabinets and drawers in lower galley, varnished doors and faces with stowage for utensils, and other items
- Trash compactor in lower galley with finished wood face

Day Head

- Aft salon starboard side just inside salon cockpit entrance
- Air conditioning/ heat with register in soffit
- Countertop, custom granite, level 1
- Exhaust fan with vent in soffit
- Flooring, custom Amtico
- Head system, Headhunter
- Lower vanity with face
- Lighting, overhead LED lights recessed soffit and ceiling

Companionway

- Access to pantry forward of galley and dinette

- Awlgrip bilge areas with access hatches, snow white and lighted for easier maintenance and cleaning
- Central vacuum unit connection with accessories
- Flooring, carpeted steps from galley through companionway
- Horizontal finished wood strips in companionway
- Laundry center with stackable washer and dryer behind finished wood door
- Lighting, overhead LED lights recessed in headliner
- Linen closet
- Staircase with banister along starboard companionway side
- Wall panels, Baby Ostrich headliner individually installed with Velcro backing for easy maintenance

Master Stateroom (Full Beam)

- Air conditioning with temperature control
- Bed, king-size, walk-around fore and aft with upgraded pillow top, Handcraft Viking Slumber #8 innerspring mattress and lift up top with gas pistons and storage underneath
- Bedspread – quilted, designer style with pillow shams (2)
- Closets, port and starboard, twin maple-lined hanging closets with finished wood doors
- Decorative indirect rope lighting from underneath bed platform and behind valances
- Drawer storage under bed, (2) large drawers
- End tables at port and starboard ends of bed with drawer and door storage
- Entertainment center, FM/DVD surround sound system with subwoofer
- Fixed port and starboard port lights
- Flooring, carpet
- Headboard, upholstered
- Lighting, overhead LED lights recessed in headliner with dimmer switches
- Port and starboard side credenza with drawer storage

- Reading lights, overhead with separate switches
- Seating starboard side, built-in
- Sheets (1 set)
- Telephone outlet
- TV, 40” HD flat screen
- Vanity/desk area with stool

VIP Stateroom (Forward)/ Por Aft Guest Stateroom

- Air conditioning/heat with temperature control
- Bed, island queen with Handcraft Viking Slumber #6 innerspring mattress and lift up top with gas pistons and storage underneath
- Bedspread – quilted, designer style with pillow shams (2)
- Decorative indirect rope lighting from underneath bed platform and behind valances
- Flooring, carpet
- Hanging locker, finished wood, maple-lined and spacious with bar for hanging clothes
- Head access to private heads in both staterooms
- Lighting, overhead LED lights recessed in headliner with dimmer switches
- Reading lights with separate switches
- Sheets, (1 set)
- Stereo speakers recessed tied into salon stereo with remote control
- Storage cabinets, port and starboard sides of bed, finished wood
- Storage drawers under bed, (2) large drawers
- TV, flat screen

Guest Stateroom (Starboard Forward)/ Crew Stateroom (Starboard Aft)

- Air conditioning/heat with temperature control
- Beds (2), upper and lower bunks with Handcraft Viking Slumber #6 innerspring mattress and lift up bottom for storage in both staterooms
- Bedspread – quilted, designer style with pillow shams (2)

- Decorative indirect rope lighting from underneath bed platform and behind valances
- Flooring, carpet
- Hanging locker, maple-lined with bar for hanging clothes
- Head access to private heads in both staterooms
- Lighting, overhead LED lights
- Sheets, (1 set)
- Stereo speakers tied into salon stereo with remote control
- Storage drawers located under hanging locker

Master, Guest and Crew Head

- Air conditioning/heat with register in soffit
- Countertop, granite, level 1
- Exhaust fan with vent
- Flooring, custom Amtico
- Head system, Sealand
- Linen storage
- Lower vanity with face
- Lighting, overhead LED lights recessed in soffit and in ceiling
- Medicine cabinet with mirrored doors
- Mirror around upper vanity insert
- One-piece custom frameless shower door in master head
- Receptacle, 120V - GFCI
- Shower light
- Sink – biscuit with satin nickel fixtures
- Stall shower, fiberglass with satin nickel shower fixtures
- Storage cabinet with shelves and mirrored door in master head
- Toilet, Headhunter Royal Flush
- Towel bar and ring – satin nickel

Decor

- All hardware metal finishes satin nickel finish throughout
- Designer bedspreads for all beds
- Designer fabrics
- Designer shams (2) per stateroom (3 for VIP forward layout)
- Fabrica carpet, nylon fibers
- Headliner, Baby Ostrich upgraded throughout boat
- Hunter Douglas blinds

- Interior finish high gloss
- Passage doors, hardware-satin nickel
- Prestige level design schemes
- Throw pillows throughout including designer cords and fringes
- Ultraleather seating in salon and master stateroom and dinette
- Upgraded window panel fabric and trim

Miscellaneous

- Anchor – constructed with a high-tensile, corrosion resistant aluminum magnesium alloy
- Anchor locker with access from foredeck
- Anchor rode, 250’ with 50’ of chain
- Bow pulpit, molded fiberglass with nonskid and stainless steel anchor chute
- Bow rail, anodized aluminum, brushed finish
- Fire extinguishers (8)
- Freshwater wash down at bow in anchor locker
- Fuel
- Holding tank monitor
- Mooring lines, 3 strand nylon (6)
- Recessed covers on transom to protect trim tab pistons
- Ships bell
- Shore cord with smart “Y” adapter
- Side mounted grabrails, powder coated aluminum that follow the window line
- Stainless steel bow, spring and stern cleats thru-bolted to aluminum backing plates
- Viking one year limited warranty (available upon request)
- Viking Prestige Decor package
- Water delivery kit with tool set (N)
- Zinc on transom

THE VIKING DIFFERENCE



Building a better boat every day has been Viking's philosophy for over five decades, and why Viking rules the industry today in performance, innovation, engineering and luxury. And Viking will also lead tomorrow because its commitment to excellence is reflected in the "Viking Difference."

Family Business: Brothers Bill and Bob Healey founded the Viking Yacht Company in 1964 and remains family owned and operated. Viking is a debt free company and answers only to its unwavering commitment to design and build the finest boats money can buy.

State-of-the-Art-Facility: Our modern 862,000 square foot manufacturing facility is equipped

with the latest technology and machinery and defines the cutting edge of yacht building with multiple CNC routers and computer operated five-axis profiling machines.

The 90 Percent Factor: Other than a few major components, such as engines and appliances, virtually every part of a Viking is designed and manufactured on the premises.

Front and Center: New product is the pulse of an engineering-driven company. Viking has the youngest fleet in the marine industry and new models are introduced regularly.

Quality Control: With multiple production lines, Viking builds yachts from 42 to 92 feet. By manufacturing most of the components in house, Viking has an

inherent quality control advantage. Each yacht is thoroughly inspected by dedicated personnel during the build process. This attention to detail ensures greater reliability, safety and customer satisfaction.

Finest Service: Experienced personnel with an intimate knowledge of on-board systems stand behind every Viking Yacht. You never go to sea alone when you own a Viking.

Preferred Insurance Risk: Vikings are highly regarded by insurance carriers.

Resale: Top-shelf engineering enables Vikings to deliver value, not only when you are using it, but also at resale time.

Vertical Integration: By specifying

Palm Beach Towers and Atlantic Marine Electronics for your accessories, you are assured one-stop shopping and will take delivery of your new Viking turnkey ready.

Total Focus: Continuous development with innovative details is the hallmark of a leading edge company. Every model represents a commitment to build a better boat every day.

Lead Not Follow: Viking raises the bar by incorporating the best in design and performance. From technical achievements like resin infused construction and tank testing to designer touches and exquisite joinery, Vikings are the epitome of luxury, quality, and seagoing excellence.



Please contact your Viking dealer to arrange a sea trial and a tour of our modern 862,000 square-foot facility on the Bass River near Atlantic City.

Route 9, On the Bass River • P.O. Box 308 • New Gretna, NJ 08224
Phone: 609.296.6000 • Fax: 609.296.3956 • vikingyachts.com

The right is reserved to make changes, without notice, at any time, in equipment, materials, prices and specifications. Accommodation drawings and photos may show optional equipment. Performance may vary depending upon conditions.