

# Manitou®

LEGACY LT / X-PLUDE XT

LEGACY / X-PLUDE / SES / ENCORE / OASIS / AURORA LE / AURORA

ENCORE PRO ANGLER / OASIS ANGLER / AURORA ANGLER LE

## 2017



# The 2017 Manitou Pontoon Boats Overview

## WE BUILD FUN BOATS

QUICK REFERENCE & ICON GUIDE	2
THE MANITOU STORY	3-4
WHAT'S NEW IN 2017	5-7
DRIVE EASY: WARRANTY INFO	8
CONSTRUCTION & QUALITY	8-9
AWARDS & CERTIFICATIONS	9
MANITOU PERFORMANCE DIFFERENCE: THE HULL STORY	10-11
STEERING	12
OUR CUSTOMERS HAVE FUN	13

## BOATS FOR EVERY ADVENTURER

OVERVIEW OF OUR MODELS	14-15
MEET OUR BOATS	16-75
LEGACY LT	16-21
X-PLODE XT	22-27
LEGACY	28-33
X-PLODE	34-39
SES	40-45
ENCORE	46-51
OASIS	52-57
AURORA LE	58-62
AURORA	63
ENCORE PRO ANGLER	64-67
OASIS ANGLER	68-71
AURORA ANGLER LE	72-75

## BUILD YOUR OWN FUN

NON-STANDARD FEATURES & OPTIONS	76-77
FLOORING	78
BLACKOUT PACKAGE	79
COLORS & FURNITURE OPTIONS	80-89
LEGACY LT	80-81
X-PLODE XT	82-83
LEGACY	84
X-PLODE	85
SES	86
ENCORE & ENCORE PRO ANGLER	87
OASIS & OASIS ANGLER	88
AURORA LE & AURORA ANGLER LE	89
AURORA	89
GET STARTED	90-91
CONTACT YOUR MANITOU DEALER	BACK COVER

## 2017 QUICK REFERENCE GUIDE

- ⚓ Model name (for boat shown in photo)
- ⚙ Optional upgrade
- SHP* Hull type
- 23 Tube diameter (for two or three tubes)
- ⚙ Engine type (Single or Dual Engine)
- 👤 Persons/capacity
- 📦 FIBERGLASS COLOR (See pages 80-83)
- 📦 WALL COLOR (See pages 80-89)
- 📦 FURNITURE COLOR (See pages 80-89)
- 📦 FLOORPLANS

**SR.** Splitting the rear-seating group creates a convenient center walkway right down the center of the boat. The split seats in the SR also convert from a single person lounge to seating for two and a table. The table easily stores out of the way in an integrated side cabinet when not in use.

**SE.** Reconfigured for 2017, the OASIS SE convertible picnic/lounge seating has been moved forward by the captain's chair with split benches in the rear. The Encore SE has a set of convertible picnic/lounge seating by the captain's chair and in the rear.

**SRS.** The SRS is a dynamic split rear seating floorplan. Not only does it give you access to the built-in swim platform for tubers, boarders, and skiers, the seats also convert into rear sun lounges. The rear seats are now electronically actuated so you can move the rear facing back rest up when not lounging. The rear fiberglass treatments add to the "need-for-speed" attitude and sport-boat look.

**SRW.** The SRW is the same floorplan as the SRS but includes a full windshield for the driver and passenger.


**RF.** Features benches in both the front and back of the boat, with an ample walkway down the center of the boat.

**Standard.** Considered to be more of a traditional pontoon floorplan, the Standard features a spacious rear sundeck and plenty of additional bench seating. Store all your water toys in the toybox that is cleverly tucked away below the sundeck. Note: toybox not available on Oasis and Aurora LE.

**Angler Standard.** The Standard floorplan lets you fish from literally anywhere on the boat and offers easy, quick access to the water. Four corner fishing seats offer a perfectly cushioned perch to scan the banks.

**Angler Full Front.** You have no trouble keeping everyone happy and comfortable with the Full Front floorplan. Two corner fishing chairs and access doors are situated in the stern, while comfort reigns supreme forward of the helm with cushioned bench and lounge seating.

(Note, the **SES** has 5 unique floorplans. See pages 42-43.)





# You and your family are unique. Your boat should be, too.

At Manitou, we have a full range of pontoons, from our flagship Legacy LT to our all new introductory Aurora model. What's more, our line offers all kinds of ways to **customize your boat** to meet your needs. Floorplans, amenities and finishes, trim packages and colors — there are hundreds of ways you can design your Manitou to make it truly yours.

**Our handling is unmatched.** We take great pride in our build quality. Our desire for innovation never stops. But all the effort that we put into building amazing pontoons happens because we believe that **a day on the water should be better than any time you spend on land.**

We focus on building amazing boats — so all you're left to do is have a great time. When the **attention to detail** is obvious and the **design** is thoughtful, it leaves you and everyone else on board free to enjoy the day. Spirits should lift whenever you're on water, and worries should be left at the dock.



# If life is a journey, you'll enjoy it more on the water.

The wind in your hair. The sun on your back. A smile on your face. We can't guarantee the weather will always be perfect but we can promise that **a Manitou will make you feel good about your place in the world.**

**A Manitou is for people who are doers.** For you, being out on the water is a part of your active lifestyle, a great way to bond with friends and family, and a healthy escape from life on land. You get a rush from the great handling our V-Toon® technology provides, in a package that makes all kinds of activities possible.

Last year, in our 30th anniversary season, we introduced the Legacy LT and the X-Plode XT, both incorporating fiberglass from the deck up and further blurring the line between pontoons and runabouts. It was a giant leap forward — **fiberglass that didn't add significant weight or compromise performance.** Boaters took notice.

Our passion for boating, however, means that we never stop working to improve the experience whenever someone is on a Manitou.



*The greatest show of power  
is the ability to control it.*



⚓ 23 X-PLODE XT SRS SHP







⚓ 23 X-PL0DE SRW DUAL

# It's not just another engine. It's another level of boating.

**We're launching the first dual-engine Manitou pontoons**, available on the Legacy LT, X-Plode XT, Legacy and X-Plode. This option delivers a remarkable combination of raw power and amazing handling.

In and out of turns, the driver feels in complete control. Even when your boat is loaded with family and friends, the added horsepower means there is minimal loss of top end speed, while an engine on both sides means there is a noticeable increase in stability. Whether you're going sixty miles an hour over calm, open water or maneuvering into your slip at a crowded marina, all of our dual engine pontoons are responsive and a pleasure to operate.

**Acceleration?** These are boats that respond like muscle cars, pinning you back in your seat when you move the throttle forward. What's more, the added power and enhanced control makes a large 27' boat handle like a 21' model. Add the Optimus Joystick Control and you'll get responsiveness like you've never experienced before.



⚓ 25 X-PL0DE XT SRS DUAL



# More options across the entire line. And a new boat to fit more budgets.

Dual engines are not all that's new at Manitou this year. We're also offering more ways to customize your pontoon than ever before. The **blackout package** is now available on the Legacy LT and X-Plode XT. The XT also has **four exciting new fiberglass colors**. The Legacy and X-Plode offer **color-matched fiberglass** so the color package you choose for your walls can carry all the way through. There are now **three powder coating options** to choose from to give your boat the look you want. All because we'll never stop working to make sure the boat you have is just right for you.

We're also making it easier for more people to get into a Manitou pontoon — **there's a new, entry-level Aurora model**. If this is your first boat purchase, this pontoon is the perfect way to start a lifetime of great memories on the water.



📍 22 AURORA RF TWIN







⚓ 25 LEGACY SRS DUAL



⚓ 25 X-PLUDE XT SRS SHP



⚓ 25 X-PLUDE XT SRS DUAL

# Drive easy

## MODEL YEAR 2017 MANITOU WARRANTY COVERAGE

- Limited Lifetime Decking Warranty (transferable)
- Limited Lifetime Warranty on Structural Components (pontoons, motor mounts, boat understructure, fence assemblies, bimini top frames)
- 5-year warranty on furniture vinyl, bimini top fabric, carpet, and on mooring covers

Please reference the “Manitou Warranty Procedure Policy” and “Manitou Limited Warranty” for complete details on warranty coverage.



LIMITED LIFETIME WARRANTY  
ON DECKING, STRUCTURE  
AND PONTOONS  
5 YEAR BOW TO STERN ON ALL  
OTHER COMPONENTS

“When you build  
something you love,  
you don’t do it  
half-way.”



We started Manitou over 30 years ago. And during that time, one thing has never changed — our passion for the water and pontoon boats.

Our focus is simple: we want to make every day on the water a great one. That’s why we’ve never been content with “standard” pontoon boats. Over the years, we’ve elevated handling with V-Toon technology, created more intelligent floorplans, added fresh finishes and colors, and, just last year, introduced fiberglass into our Legacy and X-Plode lines. Adding fiberglass, without increasing weight significantly, has further blurred the line between our pontoons boats and runabouts.

The bottom line is that while we build great pontoon boats, our real goal is to simply build the best boat for you and your family. No matter which Manitou that may be, we’re confident that when you’re in a boat with our name on it, you’ll never feel like you’ve made any sort of compromise.



AWARD-WINNING & HIGHLY RECOMMENDED



McKainer Pontoon Barrel Race Champions




We're 14 for 14 ... and counting. Manitou is a NMMA Customer Satisfaction Index (CSI) award winner 14 years running! Which is pretty good, seeing that the award has only been given out for 14 years.



The NMMA Certified label on a Manitou boat lets you know it was built to meet or exceed industry standards. According to the U.S. Coast Guard, NMMA Certified boats have fewer recalls due to safety issues.



Manitou Pontoon Boat's standards meet or exceed U.S. Coast Guard specifications.



On average, we use more crossmembers than anyone else. Rather than 17 inch intervals, we often place our crossmembers just 7 inches apart. Especially in areas that need extra strength, like where the most force from the engine and water are felt.



Hat shaped, extruded aluminum crossmembers make up the structure of the strongest frame in the industry. Manitou offers the only frame that can withstand forces associated with the speed and razor sharp turning of V-Toon technology.



Manitou Pontoon Boats delivers the best welds in the industry.

# As soon as you carve through your first turn, you'll forget everything you've ever thought about pontoons.

It's not exactly rocket science to bolt a third tube onto a deck. After all, other pontoons tout them.

Our **V-Toon®** isn't, however, just another tube. By carefully considering, testing, and fine-tuning our design, we created a third tube that is sized right and positioned perfectly. That translates into handling that is like nothing else on the water. Engineered with positive angle lifting strakes, it carves like a V-hull, so you'll never feel like you're sacrificing even an ounce of performance. If you don't believe a pontoon boat can be considered nimble, you've never experienced a Manitou with V-Toon Technology.

What's more, our V-Toon can't be copied — we patented it. So while other pontoons may say they have a third tube for better flotation, **only a Manitou offers this level of stability, handling and performance at higher top end speeds.**

## A NEW GENERATION OF PONTOONS THAT DEFINES THE NEXT LEVEL OF PERFORMANCE.

Our patented V-Toon® technology is more than just a third tube bolted to the deck. The innovation was engineered to optimize performance beginning with the size and position of the center tube. It's this precise positioning, in combination with strategically engineered and placed positive angle lifting strakes, that results in the "feel" and performance of a standard v-hull. Our patent assures that no other pontoon boat can give you the same results day in and day out, under all water conditions, and at any speed.

### OUR PATENTED CENTER TUBE DESIGN

V-Toon technology was engineered to optimize performance beginning with the size and position of its center tube. Our 23-27-23 and 25-27-25 tube configurations position the 27-inch center tube 1.25 inches lower than the outside tubes, resulting in a 5.25-inch differential between the bottom of the center tube and the bottom of the outside tubes. It is this precise positioning, in combination with strategically engineered and placed positive angle lifting strakes, that results in the exact degree of deadrise and water displacement needed to simulate the standard v-hull. Extensive research confirmed that an inch higher or an inch lower will detrimentally affect ride quality, stability, acceleration, speed and handling.


### LIFTING STRAKE DESIGN

Much of the critical engineering in a performance three tube hull is in the balance of precise hull geometry and strategically designed and placed lifting strakes. Like reverse angle chines on a monohull, negative angle lifting strakes can increase lift but have negative impacts on ride quality by increasing slamming loads. Conversely, positive angle lifting strakes provide the needed planing surface, deliver a smooth ride and enhance the nimble reflexes of a V-Toon. When speed and agility are what you desire, only the V-Toon hull can deliver.

## MAYBE YOUR NEXT V-HULL SHOULD BE A PONTOON?

How can we possibly compare the performance of a traditional v-hull boat with that of a pontoon? It's all in the details. The precise deadrise and strake combination on our V-Toon hulls allow them to heel, or bank into a turn to provide passengers with a more comfortable and safer ride. So, if a pontoon can deliver equal performance, comfort, and safety, along with more space and amenities than a traditional v-hull, the choice is obvious.

- ✓ **Deadrise.** The angle of the hulls surface which deflects energy created by wakes and waves. Our engineers have discovered the optimal deadrise angle and have applied this technology to all our three tube boats.
- ✓ **Lifting Strake.** Lifting strakes provide the needed planing surface to deliver a smooth ride and enhance responsiveness. When you need to get back to a downed skier or want to get to a fishing hole first, you need the speed and agility only found on a V-Toon hull.
- ✓ **Dynamic Lift.** As a boat accelerates, forces increase between the surface of the hull and the water. With the right amount of speed and angle of surface, a boat will plane, or lift to the top of the water.
- ✓ **Stability.** Optimal deadrise and dynamic lift offer stability. No other pontoon boat manufacturer can deliver the soft ride, great acceleration, and unwavering stability at any speed like Manitou can.

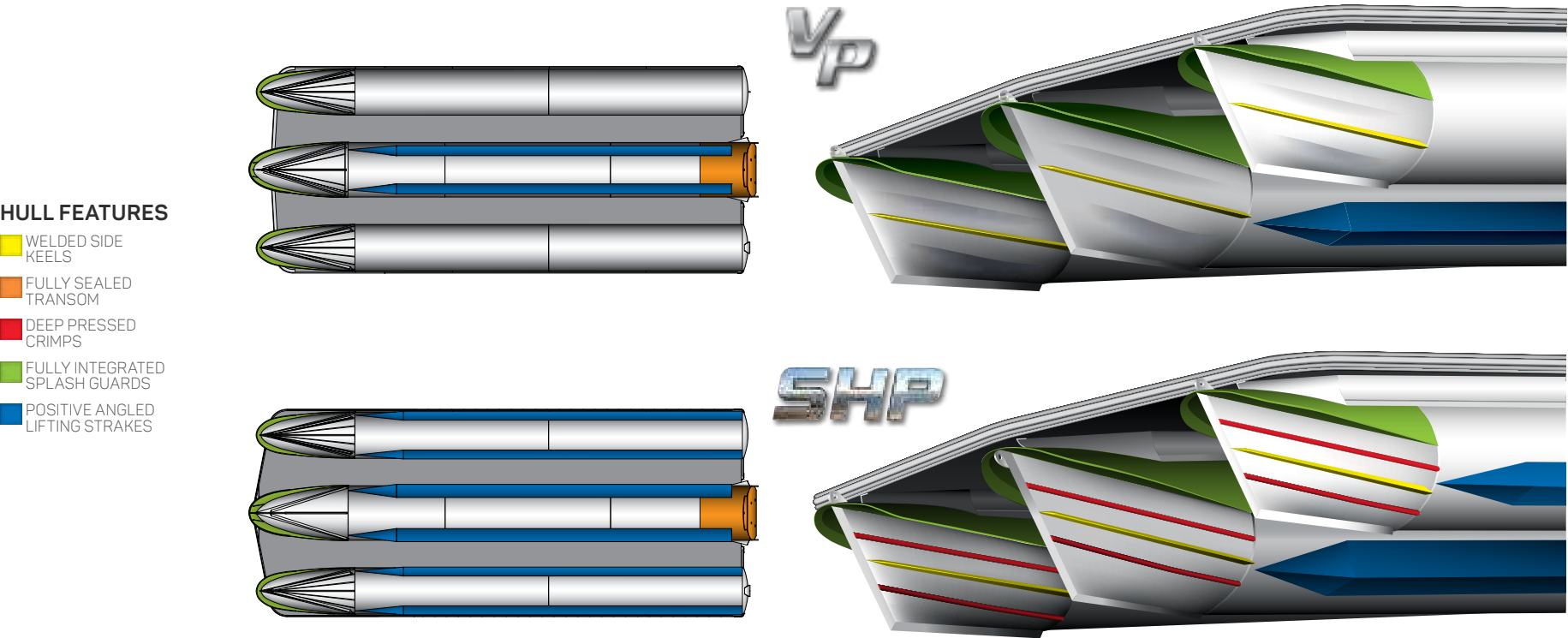




# Hull details

	TWIN TUBE	VP	SHP 373	SHP 575
TUBE DIAMETER	25", 23"	23" x 27" x 23"	23" x 27" x 23"	25" x 27" x 25"
TUBE MATERIAL THICKNESS	.090"	23" - .090" all but rear section, .100" rear 27" - .100" all but rear section, .190" rear	23" - .090" all but rear section, .100" rear 27" - .100" all but rear section, .190" rear	25" - .090" all but rear section, .100" rear 27" - .100" all but rear section, .190" rear  Dual Engine 25" - .100" all but rear section, .190" rear 27" - .100" all but rear section, .125" rear
LIFTING STRAKES	N/A	Positive Angle, Center Tube Only	Positive Angle Wide, All Three Tubes	Positive Angle Wide, All Three Tubes
NOSECONES	Standard	Standard Nosecones with Welded Side Keels	Barracuda	Barracuda
NOSECONE MATERIAL THICKNESS	Top .090" Bottom .125"	Top .090" on 23"; .090" on 27" Bottom .125" on 23"; .125 on 27"	Top .090" on 23"; .090" on 27" Bottom .125" on 25"; .125 on 27"	Top .100" on 25"; .100" on 27" Bottom .125" on 25"; .125 on 27"
TRANSOM	Hydrodynamically Shaped	Sealed Performance, Integrated	Sealed Performance, Integrated	Sealed Performance, Integrated
STEERING	Xtreme	SeaStar® Hydraulic	SeaStar® Power Assist	SeaStar® Power Assist
FRONT DECK	Curved	Curved	Performance V	Performance V
DECK	Rear Underskinning with Forward Splash Guards	Underskinning	Underskinning	Underskinning
TRANSOM	20"	25" standard / 20" optional	25" standard / 20" optional	25"
MAXIMUM HP	130	150	300	350 (600 with Dual Engine)
FUEL CAPACITY	24 gal	43 gal	43 gal	43 gal (90 gal with Dual Engine)
AVAILABILITY	✗ LEGACY LT ✗ X-PLODE XT ✗ LEGACY ✗ X-PLODE ✗ SES ✓ ENCORE / ENCORE PRO ANGLER ✓ OASIS / OASIS ANGLER ✓ AURORA LE / AURORA ANGLER LE ✓ AURORA	✗ LEGACY LT ✗ X-PLODE XT ✗ LEGACY ✗ X-PLODE ✓ SES ✓ ENCORE / ENCORE PRO ANGLER ✓ OASIS / OASIS ANGLER ✓ AURORA LE / AURORA ANGLER LE ✗ AURORA	✗ LEGACY LT ✗ X-PLODE XT ✗ LEGACY ✗ X-PLODE ✓ SES ✓ ENCORE / ENCORE PRO ANGLER ✓ OASIS / OASIS ANGLER ✓ AURORA LE / AURORA ANGLER LE ✗ AURORA	✓ LEGACY LT ✓ X-PLODE XT ✓ LEGACY ✓ X-PLODE ✓ SES ✓ ENCORE / ENCORE PRO ANGLER* ✓ OASIS* / OASIS ANGLER* ✗ AURORA LE / AURORA ANGLER LE* ✗ AURORA *NOT AVAILABLE ON 21 OASIS OR 20 ANGLERS

Check out our performance videos to see the fun in action. <https://www.youtube.com/c/manitoupontoonboats>



# When it comes to a precision performance pontoon, skimping on the steering is not an option.

The steering system is one of the most important features on our pontoons. For the obvious reason, and for the simple fact that, when your operating a boat designed for high-performance, the steering system has to deliver the same level of performance. And that is precisely why we use the highest quality parts and materials in our steering systems.



## XTREME STEERING SYSTEM

Developed specifically for higher-horsepower boats with larger hulls, the Xtreme Steering System dramatically reduces effort needed to turn the steering wheel. Central to the function of the Xtreme system is a high-performance cable that reduces friction between the liner and the cable itself. Allowing for reduced resistance turning as well as a longer lasting system. The Xtreme Steering System is standard on all Twin Tube Manitou boats.



## SEASTAR HYDRAULIC STEERING

We chose to use the SeaStar® Hydraulic Steering because it's a high-performance steering system built for high-performance boats. And, when you're charging across the water, it's good to know your steering system can handle the critical demand. SeaStar Hydraulic Steering offers uncompromised, near effortless steering control and is a standard feature on all VP models.



## SEASTAR POWER ASSIST STEERING

With SeaStar® Power Assist Steering, turning the steering wheel on your pontoon will feel much like turning the wheel on your car. This steering system gives you fingertip control with easy, smooth, and steady precision. Equipped with Kevlar hoses and a 2.4 Ratio Helm Pump, this premiere no feedback system delivers uncompromised control, exceptional performance, and unmatched levels of comfort and safety. Power Assist is standard on all SHP models.

My new pontoon with V-Toon technology is so far advanced from dual tunes...it created a whole new experience....turning power handling... it all comes in a package. When your salesman is more excited for you than you are yourself tells you he believes in the experience he is selling not just a boat...it has been more than I expected.

**RICHARD & KAREN T.  
SASKATOON, SK**



Great boat! Unbelievable performance and handling. I have the 25' Legacy. The interior is great and very functional with all different types of crowds. Love the new vinyl flooring from my previous boats carpet floor! It really shows up well on the water with all of the LED light options. It also gets a lot of attention when you pass a new \$150,000 ski boat. It has been a great purchase and I am sure my family and I will enjoy for several years to come.

**JOHN H.  
LEBANON, TN**

I have a long history of boats: sail and power. Sailboats by Sandy Douglas, Phil Rhodes, Carl Alberg. Power by Grady White and Carolina Skiff. At 78, my wife wanted me back on the water and suggested a pontoon. Our Manitou Tritoon maneuvers better than the Gradys, takes the shallows better than the Skiff and is as much fun as all those sailboats.

**TOM N.  
MARIETTA, GA**



# We build great boats so our customers can turn them into great days.

Craftsmanship, integrity, attention to detail  
— they're built into every Manitou pontoon.

We know we're doing more than just selling boats.  
We're delivering an experience — and we want to  
make sure that we're doing everything we can to  
help people get the most out of any day on the water.

Whenever we build our boats, we feel a genuine sense  
of responsibility. We're happy to hear, as we so often do,  
from our satisfied customers. So many tell us their Manitou  
boat not only met their expectations, but exceeded them.



As a professional in the  
fabrication industry I only had  
one thing I was looking for in  
my pontoon. A quality built  
boat with no corners cut in the  
manufacturing of it. This is why  
I chose to put my family on the  
water on a Manitou Product.

**ROBERT G.  
VALLEY VIEW, OH**



I can not emphasize how  
satisfied I was with my purchase  
experience and staff at Sugar  
Springs Marine in Gladwin, MI.  
After years of contemplating  
and educating myself of what a  
great quality built pontoon boat  
is, I finally pulled the trigger and  
purchased my first Manitou  
Pontoon. It's no wonder with  
all the various trim selections,  
options, and award winning  
innovations, that Manitou has  
been around for 30 years.  
Looking fwd to many enjoyable  
seasons on the water with  
family and friends!

**NORMAN H.  
MACOMB, MI**

I went from a ski boat to my new  
tritoon Manitou with a 250hp  
Yamaha on the back. It handles  
and drives like my ski boat did. It is  
luxurious, spacious, and fast. It was  
a great decision because I didn't  
lose anything that I had with the ski  
boat and gained so much more. With  
two children under 5 years old and  
entertaining, this was the perfect  
choice. It just takes a ride in one of  
these to change your perceptions of  
Pontoon boats. I pass ski boats all  
the time doing around 50mph.

**NICHOLAS T.  
MORGANTON, NC**



This is the first pontoon my family  
has owned and we are very much  
satisfied with our purchase. Our  
2016 VP is equipped with a 4-stroke  
150 HP Mercury and has enough  
power to cruise about 31 MPH across  
the lake. We're a young family and we  
have spent countless hours fishing,  
tubing, and swimming. We absolutely  
love everything about our Manitou  
and our dealer, Ravenna Marine.

**BRIAN G.  
WARREN, OH**



2017 OVERVIEW OF ALL MODELS

Boats for every adventurer With two luxury models, seven leisure models, three angler models and hundreds of options to choose from, we are confident that you will find the boat that more than satisfies both your dreams, and your family’s expectations. And no matter what model you choose, **you can always count on Manitou’s tradition of delivering exquisite style, luxury, and industry-defining performance.**

A quick comparison of all our models...	LEGACY LT	X-PLODE XT	LEGACY	X-PLODE	SES	ENCORE	OASIS	AURORA LE	AURORA	ENCORE PRO ANGLER	OASIS ANGLER	AURORA ANGLER LE
BOAT CLASS /PRICE LEVEL	Luxury Fiberglass \$\$\$\$\$	Luxury Fiberglass \$\$\$\$\$	Luxury \$\$\$\$\$	Luxury \$\$\$\$\$	Entertainment \$\$\$\$\$	Mid-Class Luxury \$\$\$	Recreational Leisure \$\$	Value Leisure \$	Basic \$	Sport Fishing \$\$\$	Recreational Fishing \$\$	Value Fishing \$
HULL OFFERINGS Get the Hull story on pages 10-11. Learn about steering, page 12.	SHP 575 Dual Engine	SHP 575 Dual Engine	SHP 575 Dual Engine	SHP 575 Dual Engine	VP SHP 373 SHP 575	TT VP SHP 373 SHP 575	TT VP SHP 373 SHP 575	TT VP SHP 373	TT	TT VP SHP 373 SHP 575	TT VP SHP 373 SHP 575	TT VP SHP 373
FLOORPLANS AVAILABLE See the floorpan charts in each overview section for more details.	SRS	SRS	SRS SRW	SRS SRW	Flip Entertainer Bar Galley Bench	Standard SE SR RF	Standard SE SR RF	Standard RF	RF	Standard Full Front	Standard Full Front	Standard Full Front
LENGTHS AVAILABLE	23’ 25’	23’ 25’	23’ 25’ 27’	23’ 25’ 27’	23’ 25’ 27’	23’ - 27’	20’ - 26’	18’ - 25’	20’ 22’	22’ 24’	20’ 22’	20’ 22’
PACKAGES AVAILABLE	Blackout	Blackout	Blackout	Blackout	Blackout Platinum		Value	Value			Value	Value
OVERVIEW PAGES ⓘ / COLOR OPTIONS ⚙	ⓘ 16-21 ⚙ 80-81	ⓘ 22-27 ⚙ 82-83	ⓘ 28-33 ⚙ 84	ⓘ 34-39 ⚙ 85	ⓘ 40-45 ⚙ 86	ⓘ 46-51 ⚙ 87	ⓘ 52-57 ⚙ 88	ⓘ 58-62 ⚙ 89	ⓘ 63 ⚙ 89	ⓘ 64-67 ⚙ 87	ⓘ 68-71 ⚙ 88	ⓘ 72-75 ⚙ 89



⚓ 24 ENCORE PRO ANGLER FULL FRONT VP



⚓ 22 OASIS ANGLER FULL FRONT VP



⚓ 20 AURORA ANGLER LE FULL FRONT VP



⚓ 20 AURORA RF TWIN





⚓ 23 ENCORE SR VP



⚓ 25 LEGACY LT SRS SHP



⚓ 25 AURORA LE RF VP



⚓ 23 X-PLIDE SRW DUAL



⚓ 25 OASIS SR SHP



⚓ 25 LEGACY SRS DUAL



⚓ 25 X-PLIDE XT SRS DUAL



⚓ 25 SES ENTERTAINER SHP



# 2017 LEGACY LT

## **Makes a statement every time it's on the water.**

The Legacy has long been our flagship, a boat that reflects both our commitment to craftsmanship and our desire to push forward with new ideas. The LT, which made its debut in 2016, was our first boat that incorporated fiberglass from the deck up. Further blurring the lines between runabouts and pontoons, it offers you remarkable performance and extraordinary luxury.





FEATURED ENGINE



⚓ 25 LEGACY LT SRS DUAL  
⚙️ SHOWN WITH OPTIONAL  
BLACKOUT PACKAGE



⚓ 25 LEGACY LT SRS SHP





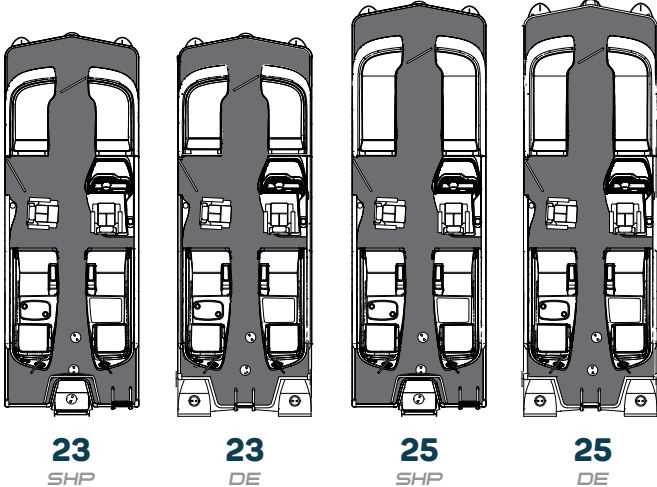
2017 FLOORPLANS

# LEGACY LT



25 LEGACY LT SRS DUAL

LEGACY LT SRS



MORE!  
[manitoupontoonboats.com/boats/legacy-lt/](http://manitoupontoonboats.com/boats/legacy-lt/)



25 LEGACY LT SRS SHP

FEATURED ENGINE





LEGACY LT MODEL DETAILS

MODEL LENGTH	23		25	
HULL / TUBE DIAMETER / ENGINE	<i>SHP</i> 575 25 27 25 ⚙️	<i>DUAL</i> ENGINE 25 27 25 ⚙️⚙️	<i>SHP</i> 575 25 27 25 ⚙️	<i>DUAL</i> ENGINE 25 27 25 ⚙️⚙️
FLOORPLANS	✓ SRS	✓ SRS	✓ SRS	✓ SRS
LENGTH OVERALL* / DECK LENGTH / WIDTH	24' 4" 23' 10" 8' 6"	24' 8" 24' 2" 8' 6"	26' 4" 25' 10" 8' 6"	26' 8" 26' 2" 8' 6"
WEIGHT	3,805 LBS	4,195 LBS	4,035LBS	4,310 LBS
PERSONS 🧑 / CAPACITY**	13 🧑 1,835 LBS	10 🧑 1,660 LBS	14 🧑 1,935 LBS	13 🧑 1,775LBS
MAX HP	300	500	350	600

\* Overall length Includes transom

\*\* Canadian capacities may vary. Visit our website for details.

YAMAHA provides the power.  
Manitou provides the excitement.  
Always a winning combination.



2017

LEGACY LT

STANDARD

FEATURES

COMFORT & CONVENIENCE

- Anchor Light, LED
- Carpet - Tan w/Vinyl Rear Deck
- Cooler, Soft Side
- Dinette Table, 2 Rectangular
- Docking Lights, LED w/Accent Lighting
- Extended Starboard Chaise
- Gas Tank, 43 Gallon (90 Gallon w/Dual Engine)
- Ladder, Rear Entry Wide 4 Step
- Lights, Blue LED Track
- Lights, Pedestals
- Lights, Exterior Blue LED
- Lights, Stainless Steel LED Cupholders
- Master ON/OFF Battery Switch
- Mooring Cover, Color Matched
- Navigation Lights, LED
- Portable Cupholders (2 each) Stainless Inserts
- Privacy Station Assembly in Chaise (Porta Potti N/A)
- Seat Hinges, Hands Free Loading
- Ski Tow Bar
- Tower, Hybrid w/Lights

HELM HIGHLIGHTS

- 12 Volt Outlet & USB Port/Aux In
- Helm Chair, Slider
- Helm Chair, Reclining High Back w/Folding Arms and Flip Up Bolster
- Helm, 7" Manitou Smart Touch Screen
- Helm, Raised Fiberglass
- Horn
- JL Radio, 6 LED Chrm Spkrs, 800 Watt 8 channel Amp, 10" Sub
- Steering Wheel, Gussi Evo
- Steering, Power Assist
- Tachometer, Hourmeter, GPS Speedometer
- Windscreen

CONSTRUCTION & QUALITY

- Fiberglass Walls
- Corner Castings, Stainless Steel
- Crossmembers, Extruded Aluminum
- Deck, Limited Lifetime Warranty
- Fasteners, Stainless Steel
- Furniture, Fiberglass Base
- Lift Gate, Front
- Mooring Cleats, Stainless Steel, 4
- Mooring Eyes
- Motor Mount, Aluminum w/Splash Shields
- NMMA Certified using ABYC Standards
- Nose Cones, Barracuda
- Pontoon Tube Riser, Full-length
- Powder Coated Rub Rail w/Stainless Steel Dock Guard



25 LEGACY LT SRS SHP





**BUILD YOUR OWN ADVENTURE**  
See pages 76-77 for non-standard features  
& options. Colors & furniture, pages 80-81.



⚓ 25 LEGACY LT SRS DUAL

FEATURED ENGINE





# 2017 X-PLODE XT

## Extraordinary days on the water start here.

The performance machine in our lineup, the X-Plode was already setting the standard in the pontoon category. Then last year, we introduced the XT, crafted with fiberglass and filled with all the latest technology. The X-Plode XT is a pontoon that's built for speed, handling, and a certain crispness that is unlike anything else out there.



25 X-PLODE XT SRS SHP





⚓ 23 X-PLode XT SRS SHP



⚓ 25 X-PLode XT SRS DUAL



FEATURED ENGINE

**EVINRUDE**  
E-TEC®

**BRP**

⚓ 25 X-PLode XT SRS SHP

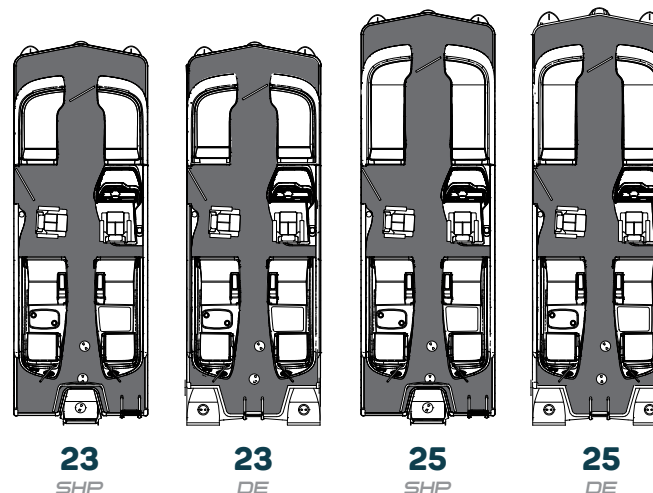




2017 FLOORPLANS

# X-PLODE XT

## X-PLODE XT SRS









FEATURED ENGINE

**EVINRUDE**  
E-TEC





**X-PLODE XT MODEL DETAILS**

MODEL LENGTH	23		25	
HULL	SHP 575		DUAL ENGINE	
/ TUBE DIAMETER	25 27 25		25 27 25	
/ ENGINE				
FLOORPLANS	✓ SRS	✓ SRS	✓ SRS	✓ SRS
LENGTH OVERALL*	24' 4"	24' 8"	26' 4"	26' 8"
/ DECK LENGTH	23' 10"	24' 2"	25' 10"	26' 2"
/ WIDTH	8' 6"	8' 6"	8' 6"	8' 6"
WEIGHT	3,805 LBS	4,195 LBS	4,035 LBS	4,310 LBS
PERSONS / CAPACITY**	13 	10 	14 	13 
	1,835 LBS	1,660 LBS	1,935 LBS	1,775 LBS
MAX HP	300	500	350	600

\* Overall length Includes transom  
\*\* Canadian capacities may vary. Visit our website for details.

The Evinrude E-TEC G2.  
An outboard so integrated with the boat,  
it's like they were made for each other.  
Choose an Evinrude E-TEC G2 with  
Metallic Lime Green panels to perfectly  
match your Manitou pontoon boat.

**EVINRUDE**  
E-TEC®



MORE!  
[manitoupontoonboats.com/boats/x-plode-xt/](http://manitoupontoonboats.com/boats/x-plode-xt/)



25 X-PLODE XT SRS SHP



# 2017 X-PLODE XT

## STANDARD FEATURES

### COMFORT & CONVENIENCE

- Anchor Light, LED
- Carpet - Tan w/Vinyl Rear Deck
- Cooler, Soft Side
- Dinette Table, 2 Rectangular
- Docking Lights, LED w/Accent Lighting
- Extended Starboard Chaise
- Gas Tank, 43 Gallon (90 Gallon w/Dual Engine)
- Ladder, Rear Entry Wide 4 Step
- Lights, Blue LED Track
- Lights, Pedestals
- Lights, Exterior Blue LED
- Lights, Stainless Steel LED Cupholders
- Master ON/OFF Battery Switch
- Mooring Cover, Color Matched
- Navigation Lights, LED
- Portable Cupholders (2 each) Stainless Inserts
- Privacy Station Assembly in Chaise (Porta Potti N/A)
- Seat Hinges, Hands Free Loading
- Ski Tow Bar
- Tower, Hybrid w/Lights

### HELM HIGHLIGHTS

- 12 Volt Outlet & USB Port/Aux In
- Helm Chair, Slider
- Helm Chair, Reclining High Back w/Folding Arms and Flip Up Bolster
- Helm, 7" Manitou Smart Touch Screen
- Helm, Raised Fiberglass
- Horn
- JL Radio, 6 LED Chrm Spkrs, 800 Watt 8 channel Amp, 10" Sub
- Steering Wheel, Gussi Evo
- Steering, Power Assist
- Tachometer, Hourmeter, GPS Speedometer
- Windscreen

### CONSTRUCTION & QUALITY

- Fiberglass Walls
- Corner Castings, Stainless Steel
- Crossmembers, Extruded Aluminum
- Deck, Limited Lifetime Warranty
- Fasteners, Stainless Steel
- Furniture, Fiberglass Base
- Lift Gate, Front
- Mooring Cleats, Stainless Steel, 4
- Mooring Eyes
- Motor Mount, Aluminum w/Splash Shields
- NMMA Certified using ABYC Standards
- Nose Cones, Barracuda
- Pontoon Tube Riser, Full-length
- Powder Coated Rub Rail w/Stainless Steel
- Dock Guard



25 X-PLode XT SRS SHP



25 X-PLode XT SRS SHP





## BUILD YOUR OWN ADVENTURE

See pages 76-77 for non-standard features & options.

Colors & furniture, pages 82-83.



FEATURED ENGINE

**EVINRUDE**  
E-TEC



25 X-PLODE XT SRS DUAL



# 2017 LEGACY

**Intelligence. Good looks. Class.  
Some boats have everything.**

The Legacy proves that living well can happen just as easily on the water as it does on land, because you'll miss nothing when you're out on this boat. It delivers amenities and a level of finish that is unmatched by any other pontoon. With so many extraordinary standard features that it seems wrong to even use the word "standard."



⚓ 25 LEGACY SRS DUAL



⚓ 25 LEGACY SRS DUAL





⚓ 23 LEGACY SRS SHP



⚓ 25 LEGACY SRW SHP



FEATURED ENGINE



2017 FLOORPLANS

# LEGACY



MORE!  
[manitoupontoonboats.com/boats/legacy](http://manitoupontoonboats.com/boats/legacy)

⚓ 23 LEGACY SRS SHP



⚓ 23 LEGACY SRS SHP

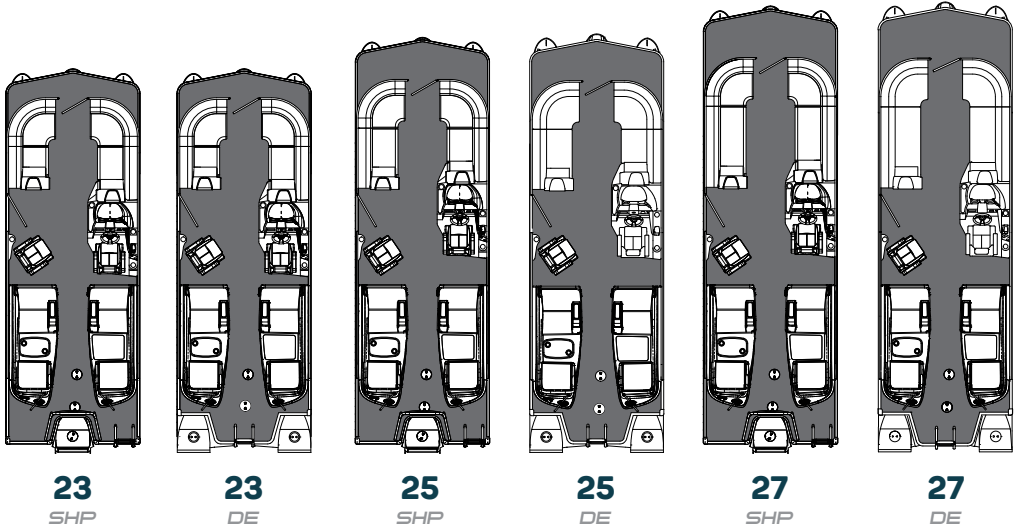




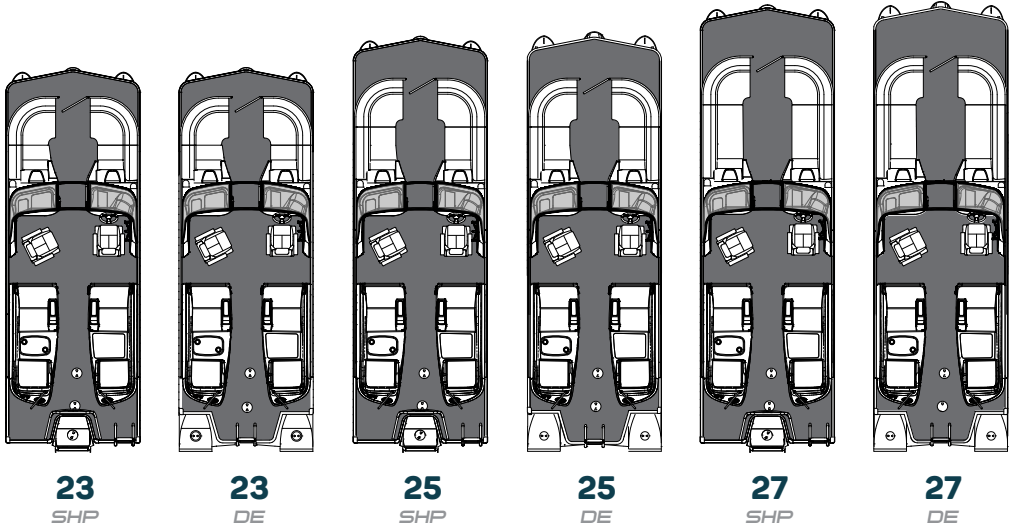
FEATURED ENGINE

**EVINRUDE**  
E-TEC®

### LEGACY SRS



### LEGACY SRW



### LEGACY 2017 MODEL DETAILS

MODEL LENGTH	23		25		27	
HULL	SHP 575		DUAL ENGINE		SHP 575	
/ TUBE DIAMETER	25 27 25		25 27 25		25 27 25	
/ ENGINE						
FLOORPLANS	✓ SRS ✓ SRW	✓ SRS ✓ SRW	✓ SRS ✓ SRW	✓ SRS ✓ SRW	✓ SRS ✓ SRW	✓ SRS ✓ SRW
LENGTH OVERALL*	24' 4"	24' 8"	26' 4"	26' 8"	28' 4"	28' 8"
/ DECK LENGTH	23' 10"	24' 2"	25' 10"	26' 2"	27' 10"	28' 2"
/ WIDTH	8' 6"	8' 6"	8' 6"	8' 6"	8' 6"	8' 6"
WEIGHT	3,655 LBS	4,045 LBS	3,885 LBS	4,160 LBS	4,050 LBS	4,355 LBS
PERSONS / CAPACITY**	13  1,835 LBS	10  1,660 LBS	14  1,935 LBS	13  1,775 LBS	16  2,255 LBS	15  2,055 LBS
MAX HP	300	500	350	600	350	600

\* Overall length Includes transom  
 \*\* Canadian capacities may vary. Visit our website for details.



2017  
LEGACY

STANDARD  
FEATURES

COMFORT & CONVENIENCE

- Bimini Anchor Light, LED
- Bimini Top & Boot, Powder Coated Aluminum w/LED Lights
- Carpet - Tan w/Vinyl Rear Deck
- Cooler, Soft Side
- Cupholders, Stainless Steel, Lighted Blue LED
- Dinette Table, 2
- Extended Starboard Chaise
- Furniture, Chaise with Flip Up Arm Rests
- Gas Tank, 43 Gallon (90 Gallon w/Dual Engine)
- In Wall, LED Docking & Navigation Lights
- Ladder, Rear Entry Wide 4 Step
- Lights, Blue LED Track
- Master ON/OFF Battery Switch
- Mooring Cover, Color Matched
- Portable Cupholders (2 each) Stainless Inserts
- Privacy Station Assembly in Chaise (does not include Porta Potti)
- Seat Hinges, Hands Free Loading
- Ski Tow Bar

HELM HIGHLIGHTS

- 12 Volt Outlet & USB Port/Aux In
- AM/FM Kicker Blue Tooth Radio & 6 Kicker LED Speakers
- Gauges - GPS Speedo, Tachometer, Trim, Voltmeter, Hour
- Helm Chair, Slider
- Helm Chair, Reclining High Back and Flip Up Bolster
- Helm, Manitou Smart Screen
- Helm, Raised Fiberglass
- Horn
- Light, Courtesy LED
- Steering Wheel, Gussi 930
- Steering, Power Assist
- Windscreen
- Waste Basket, Built In

CONSTRUCTION & QUALITY

- Powder Coated Rub Rail w/Stainless Steel Dock Guard
- Powder Coated Walls
- Corner Castings, Stainless Steel
- Crossmembers, Extruded Aluminum
- Deck, Limited Lifetime Warranty
- Fasteners, Stainless Steel
- Furniture, Hybrid Rotomold
- Lift Gates
- Mooring Cleats, Stainless Steel, 4
- Mooring Eyes
- Motor Mount, Integrated
- NMMA Certified using ABYC Standards
- Nose Cones, Barracuda
- Pontoon Tube Riser, Full-length
- Riser Brackets, "M" Style
- Transducer Bracket
- Wall Spacers, Deck Draining
- Wall Tubing, Heavy Duty, .090" Thick, 1.25" Square



⚓ 25 LEGACY SRW SHP ⚙️ OPTIONAL TALL WINDSHIELD



⚓ 25 LEGACY SRS DUAL





## BUILD YOUR OWN ADVENTURE

See pages 76-77 for non-standard features & options.

Colors & furniture, page 84.



⚓ 25 LEGACY SRS DUAL



# 2017 X-PLODE

**If you don't like to compromise,  
this is your boat.**

Built to perform, the X-Plode is the pontoon that refuses to act like one. It carves, it banks, it explodes out of the water. Whether you're at the helm or on board, you know this is no ordinary ride. Even better, it delivers all that while still offering all the comfort and amenities you expect from a top-of-the-line pontoon. Sacrifice nothing, and get the boat that offers everything.



⚓ 25 X-PLODE SRS SHP



⚓ 27 X-PLODE SRW DUAL





⚓ 25 X-PLODE SRW SHP ⚙️ SHOWN WITH OPTIONAL BLACKOUT PACKAGE



FEATURED ENGINE

**EVINRUDE**  
E-TEC



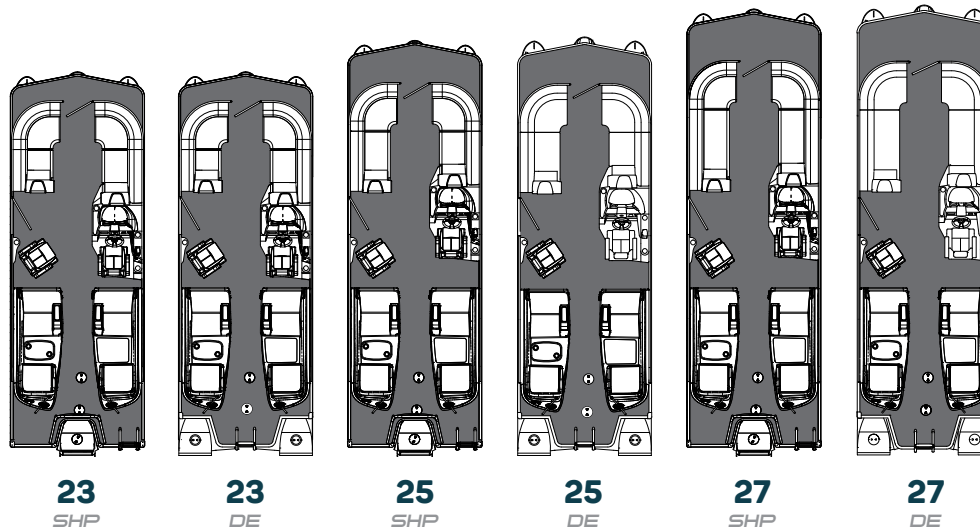
⚓ 27 X-PLODE SRW DUAL





# 2017 FLOORPLANS X-PLODE

## ■ X-PLODE SRS



⚓ 25 X-PLODE SRW SHP ⚙️ OPTIONAL BLACKOUT PACKAGE

⚓ 25 X-PLODE SRS SHP

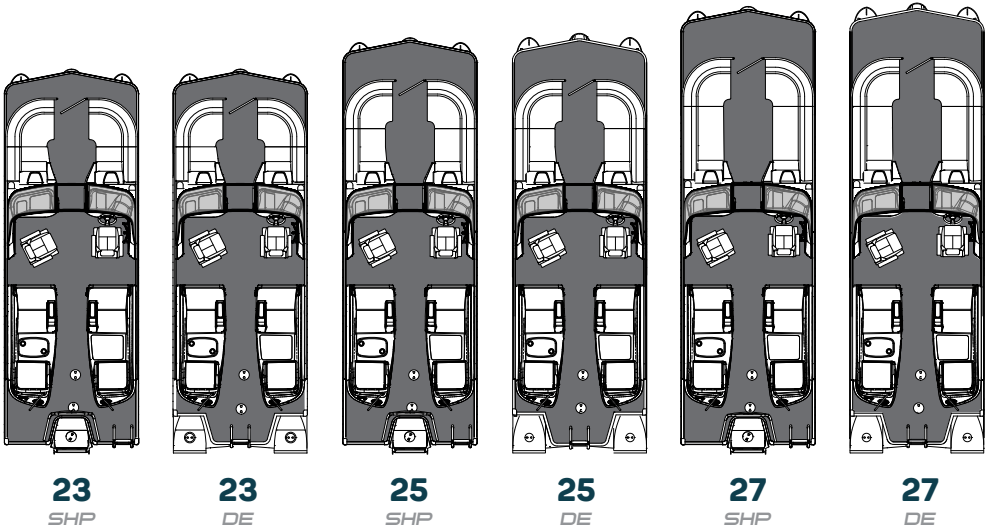
FEATURED ENGINE

**EVINRUDE**  
E-TEC®





**X-PLODE SRW**



**X-PLODE 2017 MODEL DETAILS**

MODEL LENGTH	23		25		27	
HULL / TUBE DIAMETER / ENGINE	SHP 575		DUAL ENGINE		SHP 575	
	25	27	25	25	25	27
FLOORPLANS	✓ SRS ✓ SRW		✓ SRS ✓ SRW		✓ SRS ✓ SRW	
	25		25		25	
LENGTH OVERALL* / DECK LENGTH / WIDTH	24' 4" 23' 10" 8' 6"		24' 8" 24' 2" 8' 6"		26' 4" 25' 10" 8' 6"	
	25		25		25	
WEIGHT	3,655 LBS		4,045 LBS		4,050 LBS	
PERSONS / CAPACITY**	13 1,835 LBS		10 1,660 LBS		14 1,935 LBS	
	13		13		16	
MAX HP	300		500		350	
	600		600		600	

\* Overall length includes transom  
\*\* Canadian capacities may vary. Visit our website for details.



MORE! [manitoupontoonboats.com/boats/x-plode](http://manitoupontoonboats.com/boats/x-plode)

27 X-PLODE SRW DUAL



# 2017 X-PLODE

## STANDARD FEATURES

### COMFORT & CONVENIENCE

Bimini Anchor Light, LED  
Bimini Top & Boot, Powder Coated Aluminum w/LED Lights  
Carpet - Silver w/Teak Vinyl Rear Deck  
Cooler, Soft Side  
Cupholders, Stainless Steel, Lighted Blue LED  
Dinette Table (Two Tables w/SRS)  
Furniture, Chaise with Flip Up Arm Rests  
Furniture, Extended Starboard Chaise  
Furniture, Custom Marine Vinyl  
Gas Tank, 43 Gallon (90 Gallon w/Dual Engine)  
In Wall, LED Docking & Navigation Lights  
Ladder, Rear Entry Wide 4 Step  
Lights, Track Interior Blue LED  
Master ON/OFF Battery Switch  
Mooring Cover, Color Matched  
Portable Cupholders (2 each) Stainless Inserts  
Privacy Station Assembly in Chaise (does not include Porta Potti)  
Seat Hinges, Hands Free Loading  
Ski Tow Bar  
Waste Basket, Built in

### HELM HIGHLIGHTS

12 Volt Outlet & USB Port/Aux In  
AM/FM Kicker Blue Tooth Radio & 6 Kicker LED Speakers  
Gauges - GPS Speedo, Tachometer, Trim, Voltmeter, Hour  
Helm Chair, Slider  
Helm Chair, Reclining High Back w/ Flip Up Bolster  
Helm, Manitou Smart Screen  
Helm, Raised Fiberglass  
Horn  
Light, Courtesy LED  
Steering Wheel, Gussi 930  
Steering, Hydraulic Power Assist (SHP)  
Windscreen

### CONSTRUCTION & QUALITY

Powder Coated Rub Rail w/Stainless Steel Dock Guard  
Powder Coated Walls  
Corner Castings, Stainless Steel  
Crossmembers, Extruded Aluminum  
Deck, Limited Lifetime Warranty  
Fasteners, Stainless Steel  
Furniture, Hybrid Rotomold  
Lift Gates  
Mooring Cleats, Stainless Steel, 4  
Mooring Eyes  
Motor Mount, Integrated  
NMMA Certified using ABYC Standards  
Nose Cones, Barracuda  
Pontoon Tube Riser, Full-length  
Riser Brackets, "M" Style  
Transducer Bracket  
Wall Spacers, Deck Draining  
Wall Tubing, Heavy Duty, .090" Thick, 1.25" Square



⚓ 25 X-PLode SRW DUAL





## BUILD YOUR OWN ADVENTURE

See pages 76-77 for non-standard features & options.

Colors & furniture, page 85.



⚓ 27 X-PLUDE SRW DUAL

FEATURED ENGINE

**EVINRUDE**  
E-TEC





# 2017 SES

## Nothing keeps a party going like actually going somewhere.

The best gatherings always have a hub. That's exactly what the SES provides, a place for friends and family to get together and take on the day. More than a great pontoon, the SES is a floating entertainment center that brings people together, letting everyone be as active — or relaxed — as they want to be.



25 SES FLIP SHP





⚓ 25 SES FLIP SHP



⚓ 25 SES BENCH VP

FEATURED ENGINE

**EVINRUDE**  
E-TEC®




⚓ 25 SES FLIP VP






# 2017 FLOORPLANS SES

## SES ENTERTAINER

Push-off from the dock and never look back. Absolutely everything you'll need to entertain the masses is right on-board. The full galley includes a sink, fridge, and a grill. Invite your guests to watch all the action or enjoy a meal perched atop the four height-adjustable bar stools.



### SES 2017 MODEL DETAILS

MODEL LENGTH	23			25			27		
HULL	VP	SHP 373	SHP 575	VP	SHP 373	SHP 575	VP	SHP 373	SHP 575
/ TUBE DIAMETER	23 27 23	23 27 23	25 27 25	23 27 23	23 27 23	25 27 25	23 27 23	23 27 23	25 27 25
/ ENGINE	3	3	3	3	3	3	3	3	3
FLOORPLANS	✓ ENTERTAINER ✓ BAR ✓ GALLEY ✓ BENCH ✗ FLIP	✓ ENTERTAINER ✓ BAR ✓ GALLEY ✓ BENCH ✗ FLIP	✓ ENTERTAINER ✓ BAR ✓ GALLEY ✓ BENCH ✗ FLIP	✓ ENTERTAINER ✓ BAR ✓ GALLEY ✓ BENCH ✓ FLIP	✓ ENTERTAINER ✓ BAR ✓ GALLEY ✓ BENCH ✓ FLIP	✓ ENTERTAINER ✓ BAR ✓ GALLEY ✓ BENCH ✓ FLIP	✓ ENTERTAINER ✓ BAR ✓ GALLEY ✓ BENCH ✓ FLIP	✓ ENTERTAINER ✓ BAR ✓ GALLEY ✓ BENCH ✓ FLIP	✓ ENTERTAINER ✓ BAR ✓ GALLEY ✓ BENCH ✓ FLIP
LENGTH OVERALL* / DECK LENGTH / WIDTH	24' 4" 23' 10" 8' 6"	24' 4" 23' 10" 8' 6"	24' 4" 23' 10" 8' 6"	26' 4" 25' 10" 8' 6"	26' 4" 25' 10" 8' 6"	26' 4" 25' 10" 8' 6"	28' 4" 27' 10" 8' 6"	28' 4" 27' 10" 8' 6"	28' 4" 27' 10" 8' 6"
WEIGHT	2,995 LBS	3,100 LBS	3,655 LBS	3,305 LBS	3,420 LBS	3,885 LBS	3,615 LBS	3,735 LBS	4,050 LBS
PERSONS / CAPACITY**	12 1,895 LBS	12 1,715 LBS	13 1,835 LBS	13 2,145 LBS	13 1,960 LBS	14 1,935 LBS	15 2,400 LBS	15 2,215 LBS	16 2,255 LBS
MAX HP	150	250	300	150	300	350	150	300	350

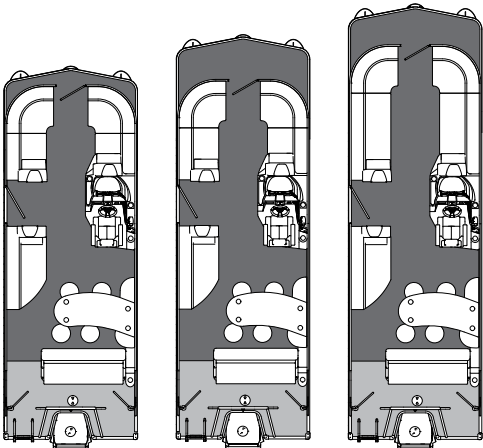
\* Overall length Includes transom    \*\* Canadian capacities may vary. Visit our website for details.

⚙️ SHP 373 is standard. SHP 575 available as optional upgrade.



||| **SES BAR**

The SES Bar Floorplan offers adjustable height barstools as well as thoughtful amenities such as cup holders and LED lighting. The SES Bar is identical to the Entertainer, but swaps out the galley for an ultra comfortable bench.



**23**

VP  
SHP

**25**

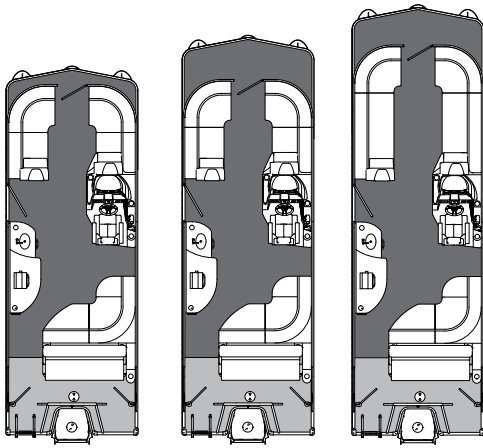
VP  
SHP

**27**

VP  
SHP

||| **SES GALLEY**

Food, drink, and fun are the focus with the SES Galley, as it features a built-in grill, sink, and refrigerator. The Galley is much like the Entertainer, but the bar seating is replaced with crowd pleasing bench seating.



**23**

VP  
SHP

**25**

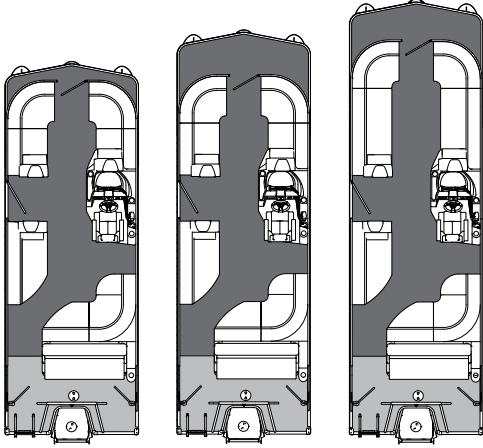
VP  
SHP

**27**

VP  
SHP

||| **SES BENCH**

The SES Bench floorplan provides bench seating from bow to stern. Combined with the rear-facing bench that folds down to create a large sunpad, the SES Bench Floorplan offers plenty of seating options for any kind of activity.



**23**

VP  
SHP

**25**


VP  
SHP

**27**

VP  
SHP

||| **SES FLIP**

Dubbed the Cleopatra Lounger, the SES Flip floorplan offers a huge rear lounge seat that, when not occupied by sunbathing royalty, converts to spacious picnic seating.



**25**

VP  
SHP

**27**

VP  
SHP

MORE! [manitoupontoonboats.com/boats/ses](http://manitoupontoonboats.com/boats/ses)



⚓ 25 SES ENTERTAINER SHP



⚓ 25 SES FLIP SHP



# 2017 SES

## STANDARD FEATURES

### COMFORT & CONVENIENCE

Bimini Anchor Light, LED  
Bimini Top & Boot, Powder Coated Aluminum  
Carpet - Tan w/Vinyl Rear Deck  
Cooler, Soft Side  
Cupholders, Stainless Steel  
Dinette Table, SES Rear Group  
Furniture, Extended Starboard Chaise  
Furniture, Comfort Touch Marine Vinyl  
Gas Tank, 43 Gallon V-Toon  
In Wall, LED Docking & Navigation Lights  
Ladder, Rear Entry Wide 4 Step  
Lights, Track Interior Blue LED  
Master ON/OFF Battery Switch  
Mooring Cover, Color Matched  
Portable Cupholders (2 each) Stainless Inserts  
Privacy Station Assembly (does not include Porta Potti)  
Seat Hinges, Hands Free Loading  
Ski Tow Bar  
Waste Basket, Built in

### HELM HIGHLIGHTS

12 Volt Outlet & USB Port, Aux In  
AM/FM Kicker Blue Tooth Radio & 6 Kicker Speakers  
Gauges -Depth, Fuel, GPS Speedo, Tachometer,  
Trim Gauge, Volt, Hour  
Helm Chair, Slider  
Helm Chair, Mid Back Reclining w/Folding Arms  
Helm, Fiberglass w/Soft Touch Top Automotive Style  
Horn  
Light, Courtesy LED  
Steering Wheel, Midnight Brush  
Windscreen

### CONSTRUCTION & QUALITY

Powder Coated Rub Rail  
Corner Castings, Powder Coated  
Crossmembers, Extruded Aluminum  
Deck, Limited Lifetime Warranty  
Fasteners, Stainless Steel  
Furniture, Hybrid Rotomold  
Lift Gates  
Mooring Cleats, Stainless Steel, 4  
Mooring Eyes  
Motor Mount, Aluminum w/Splash Shields  
NMMA Certified using ABYC Standards  
Nose Cones, Anti-spray integrated splash fins  
Riser Brackets, "M" Style  
Transducer Bracket  
Wall Spacers, Deck Draining  
Wall Tubing, Heavy Duty, .090" Thick, 1.25"  
Square  
Wall Tubing, Powder Coated





## BUILD YOUR OWN ADVENTURE

See pages 76-77 for non-standard features & options.

Colors & furniture, page 86.



⚓ 25 SES ENTERTAINER SHP

FEATURED ENGINE

**EVINRUDE**  
E-TEC





# 2017 ENCORE

## If your idea of relaxing is moving.

Even when you're looking forward to a relaxing day on the lake, your boat should still make your pulse race. Not only is the Encore loaded with great features and options, it delivers amazing performance. Quite simply, this is a boat that will make you love being on the water more than you ever imagined.



FEATURED ENGINE

**EVINRUDE**  
E-TEC®



⚓ 25 ENCORE RF SHP





⚓ 23 ENCORE SR SHP



⚓ 23 ENCORE SE SHP





2017 FLOORPLANS

# ENCORE



MORE!

[manitoupontoonboats.com/boats/encore](http://manitoupontoonboats.com/boats/encore)



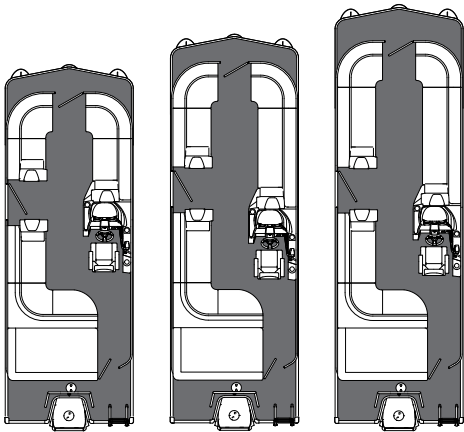
FEATURED ENGINE

**EVINRUDE**  
E-TEC





ENCORE STANDARD



23

TT  
VP  
SHP

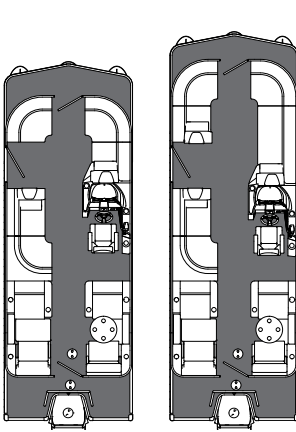
25

TT  
VP  
SHP

27

TT  
VP  
SHP

ENCORE SR



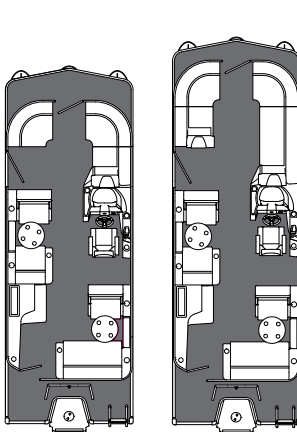
23

TT  
VP  
SHP

25

TT  
VP  
SHP

ENCORE SE



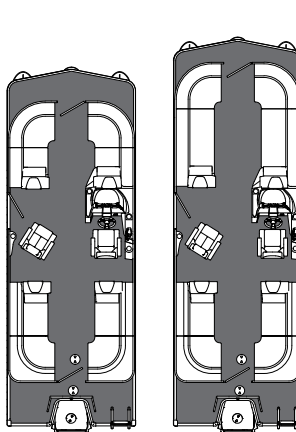
23

TT  
VP  
SHP

25

TT  
VP  
SHP

ENCORE RF



23

TT  
VP  
SHP

25

TT  
VP  
SHP

ENCORE 2017 MODEL DETAILS

MODEL LENGTH	23			24	25			26	27		
HULL	VP			TT	VP			TT	VP		
/ TUBE DIAMETER	23 27 23			25 25	23 27 23			25 25	23 27 23		
/ ENGINE	3			3	3			3	3		
FLOORPLANS	✓ STANDARD ✓ SR ✓ SE ✓ RF	✓ STANDARD ✓ SR ✓ SE ✓ RF	✓ STANDARD ✓ SR ✓ SE ✓ RF	✓ STANDARD ✓ SR ✓ SE ✓ RF	✓ STANDARD ✓ SR ✓ SE ✓ RF	✓ STANDARD ✓ SR ✓ SE ✓ RF	✓ STANDARD ✓ SR ✓ SE ✓ RF	✓ STANDARD ✓ SR ✓ SE ✓ RF	✓ STANDARD ✗ SR ✗ SE ✗ RF	✓ STANDARD ✗ SR ✗ SE ✗ RF	✓ STANDARD ✗ SR ✗ SE ✗ RF
LENGTH OVERALL* / DECK LENGTH / WIDTH	24' 4" 23' 10" 8' 6"	24' 4" 23' 10" 8' 6"	24' 4" 23' 10" 8' 6"	24' 11" 23' 7" 8' 6"	26' 4" 25' 10" 8' 6"	26' 4" 25' 10" 8' 6"	26' 4" 25' 10" 8' 6"	26' 11" 25' 7" 8' 6"	28' 4" 27' 10" 8' 6"	28' 4" 27' 10" 8' 6"	28' 4" 27' 10" 8' 6"
WEIGHT	2,995 LBS	3,100 LBS	3,655 LBS	2,510 LBS	3,305 LBS	3,420 LBS	3,885 LBS	2,665 LBS	3,615 LBS	3,735 LBS	4,050 LBS
PERSONS / CAPACITY**	12 1,895 LBS	12 1,715 LBS	13 1,835 LBS	11 1,865 LBS	13 2,145 LBS	13 1,960 LBS	14 1,935 LBS	13 2,130 LBS	15 2,400 LBS	15 2,215 LBS	16 2,255 LBS
MAX HP	150	250	300	130	150	300	350	130	150	300	350

\* Overall length Includes transom \*\* Canadian capacities may vary. Visit our website for details.

⚙ 373 is standard for SHP hull. 575 available as optional upgrade.



25 ENCORE SR SHP



# 2017 ENCORE

## STANDARD FEATURES

### COMFORT & CONVENIENCE

Bimini Top & Boot, Powder Coated Aluminum  
Bimini Anchor Light, LED  
Bow Eye (Twin Tube)  
Carpet - Tan w/Vinyl Rear Deck  
Central Easy Open Sundeck Latch (Standard Floorplan)  
Cooler, Soft Side  
Cupholders, Stainless Steel  
Dinette Table  
Furniture, Comfort Touch Marine Vinyl  
Furniture, Extended Starboard Chaise  
Gas Tank, 24 Gallon Twin Tube, 43 Gallon V-Toon  
In Wall, LED Docking & Navigation Lights  
Ladder, Rear Entry Wide 4 Step  
Lights, Track Interior Blue LED  
Master ON/OFF Battery Switch  
Mooring Cover, Color Matched  
Portable Cupholders (2 each) Stainless Inserts  
Privacy Station Assembly in Chaise (NA w/23 SE)  
Seat Hinges, Hands Free Loading  
Ski Tow Bar  
Waste Basket, Built in

### HELM HIGHLIGHTS

12 Volt Outlet & USB Port  
AM/FM Kicker Blue Tooth Radio & 4 Kicker Speakers  
Depth Gauge  
Gauges -Depth, Fuel, GPS Speedo, Tachometer, Trim Gauge, Volt, Hour  
Helm Chair, Slider  
Helm Chair, Mid Back Reclining w/Folding Arms  
Helm, Fiberglass w/Soft Touch Top Automotive Style  
Horn  
Light, Courtesy LED  
Steering Wheel, Midnight Brush  
Steering, Teleflex Xtreme, Twin Tube  
Windscreen

### CONSTRUCTION & QUALITY

Powder Coated Rub Rail  
Corner Castings, Powder Coated  
Crossmembers, Extruded Aluminum  
Deck, Limited Lifetime Warranty  
Fasteners, Stainless Steel  
Furniture, Roto-mold  
Lift Gates  
Keels, Full-length Extruded Aluminum (NA SHP & VP)  
Mooring Cleats, Stainless Steel, 4  
Mooring Eyes  
Motor Mount, Aluminum w/Splash Shields  
NMMA Certified using ABYC Standards  
Nose Cones, Anti-spray integrated splash fins  
Pontoon Tube Riser, Full-length  
Pontoon Tubes, 25" Diameter (Twin Tube)  
Riser Brackets, "M" Style  
Transducer Bracket  
Wall Spacers, Deck Draining  
Wall Tubing, Heavy Duty, .090" Thick, 1.25" Square  
Wall Tubing, Powder Coated





## BUILD YOUR OWN ADVENTURE

See pages 76-77 for  
non-standard features & options.  
Colors & furniture, page 87.



⚓ 23 ENCORE SE SHP

FEATURED ENGINE

**EVINRUDE**  
E-TEC®





# 2017 OASIS

**To be happier on land,  
do more on water.**

You'll find a lot of us in the Oasis — because all the quality that people expect from Manitou is built right in. It's packed with all kinds of standard features and multiple floorplans, so you can create a pontoon that matches the way you want to boat, at a price that just might surprise you. Pack the lunch and bring out the boards, it's time to get out on the water.



25 OASIS SR SHP






⚓ 23 OASIS SR VP



# 2017 FLOORPLANS OASIS



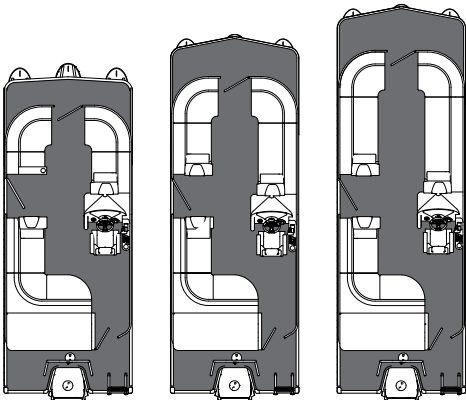
MORE!  
[manitoupontoonboats.com/boats/oasis](http://manitoupontoonboats.com/boats/oasis)



23 OASIS RF VP



**OASIS STANDARD**



21

TT  
VP  
SHP

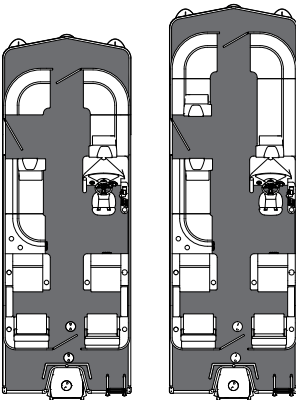
23

TT  
VP  
SHP

25

TT  
VP  
SHP

**OASIS SR**



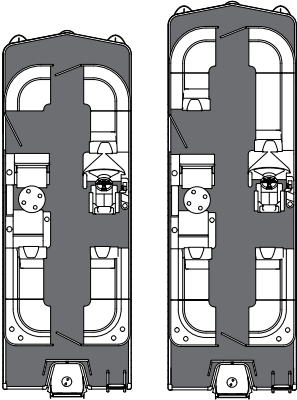
23

TT  
VP  
SHP

25

TT  
VP  
SHP

**OASIS SE**



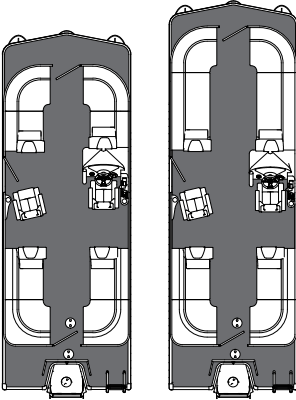
23

TT  
VP  
SHP

25

TT  
VP  
SHP

**OASIS RF**



23

TT  
VP  
SHP

25

TT  
VP  
SHP

**OASIS 2017 MODEL DETAILS**

MODEL LENGTH	20	21		22	23			24	25			26
HULL	TT	VP	SHP 373	TT	VP	SHP 373	SHP 575	TT	VP	SHP 373	SHP 575	TT
/ TUBE DIAMETER / ENGINE	25 25	23 27 23	23 27 23	25 25	23 27 23	23 27 23	25 27 25	25 25	23 27 23	23 27 23	25 27 25	25 25
FLOORPLANS	✓ STANDARD ✗ SR ✗ SE ✗ RF	✓ STANDARD ✗ SR ✗ SE ✗ RF	✓ STANDARD ✗ SR ✗ SE ✗ RF	✓ STANDARD ✗ SR ✗ SE ✗ RF	✓ STANDARD ✓ SR ✓ SE ✓ RF	✓ STANDARD ✓ SR ✓ SE ✓ RF	✓ STANDARD ✓ SR ✓ SE ✓ RF	✓ STANDARD ✓ SR ✓ SE ✓ RF	✓ STANDARD ✓ SR ✓ SE ✓ RF	✓ STANDARD ✓ SR ✓ SE ✓ RF	✓ STANDARD ✓ SR ✓ SE ✓ RF	✗ STANDARD ✓ SR ✓ SE ✓ RF
LENGTH OVERALL* / DECK LENGTH / WIDTH	20' 11" / 19' 7" / 8' 6"	22' 4" / 21' 10" / 8' 6"	22' 4" / 21' 10" / 8' 6"	22' 11" / 21' 7" / 8' 6"	24' 4" / 23' 10" / 8' 6"	24' 4" / 23' 10" / 8' 6"	24' 4" / 23' 10" / 8' 6"	24' 11" / 23' 7" / 8' 6"	26' 4" / 25' 10" / 8' 6"	26' 4" / 25' 10" / 8' 6"	26' 4" / 25' 10" / 8' 6"	26' 11" / 25' 7" / 8' 6"
WEIGHT	1,975 LBS	2,485 LBS	2,575 LBS	2,265 LBS	2,995 LBS	3,100 LBS	3,655 LBS	2,510 LBS	3,305 LBS	3,420 LBS	3,885 LBS	2,665 LBS
PERSONS / CAPACITY**	9 / 1,520 LBS	11 / 1,695 LBS	11 / 1,570 LBS	10 / 1,640 LBS	12 / 1,895 LBS	12 / 1,715 LBS	13 / 1,835 LBS	11 / 1,865 LBS	13 / 2,145 LBS	13 / 1,960 LBS	14 / 1,935 LBS	13 / 2,130 LBS
MAX HP	90	150	200	115	150	250	300	130	150	300	350	130

\* Overall length Includes transom    \*\* Canadian capacities may vary. Visit our website for details.    ⚙ 373 is standard for SHP hull. 575 available as optional upgrade.



⚓ 25 OASIS SR SHP



# 2017 OASIS

## STANDARD FEATURES

### COMFORT & CONVENIENCE

Bimini Anchor Light, LED  
Bimini Top & Boot, Powder Coated Aluminum  
Bow Eye (Twin Tube)  
Carpet - Tan w/Vinyl Rear Deck  
Cooler, Soft Side  
Cupholders, Stainless Steel  
In Wall, LED Docking & Navigation Lights  
Furniture, Matrix Marine Vinyl  
Furniture, Extended Starboard Chaise  
Gas Tank, 24 Gallon Twin Tube, 43 Gallon V-Toon  
Ladder, Rear Entry Wide 4 Step  
Master ON/OFF Battery Switch  
Mooring Cover, Color Matched  
Privacy Station Assembly in Chaise (NA w/23 SE)  
Seat Hinges, Hands Free Loading  
Ski Tow Bar  
Waste Basket

### HELM HIGHLIGHTS

12 Volt Outlet  
Auxiliary In USB Port  
AM/FM, Blue Tooth, Jensen Radio & 4 Jensen Speakers  
Gauges - Fuel, GPS Speedo, Hourmeter, Tachometer, Trim Gauge, Voltmeter  
Helm Chair, Recliner Low Back Bucket w/Arms  
Helm Chair, Slider  
Helm, Fiberglass (w/Side Access Door)  
Horn  
Light, Courtesy LED  
Steering Wheel, Black Gussis Model  
Steering, Teleflex Xtreme, Twin Tube  
Windscreen

### CONSTRUCTION & QUALITY

Corner Castings, Powder Coated  
Crossmembers, Extruded Aluminum  
Deck, Limited Lifetime Warranty  
Fasteners, Stainless Steel  
Furniture, Roto-mold  
Lift Gates  
Keels, Full-length Extruded Aluminum (NA SHP & VP)  
Mooring Cleats, 4  
Mooring Eyes  
Motor Mount, Aluminum w/Splash Shields  
NMMA Certified using ABYC Standards  
Nose Cones, Anti-spray integrated splash fins  
Pontoon Tube Riser, Full-length  
Pontoon Tubes, 25" Diameter (Twin Tube)  
Riser Brackets, "M" Style  
Rub Rail, Powder Coated  
Transducer Bracket  
Wall Spacers, Deck Draining  
Wall Tubing, Powder Coated



25 OASIS SR SHP



23 OASIS SR VP





*BUILD YOUR OWN ADVENTURE*  
See pages 76-77 for non-standard features  
& options. Colors & furniture, page 88.



⚓ 25 OASIS SE VP



# 2017 AURORA LE

## Get out and try the pontoon lifestyle.

It's time to stop thinking about getting out on the water and, well, start getting out on the water. The Aurora LE is just what you need to make that happen. For starters, it comes with more standard features than most mid-level offerings from other manufacturers. What's more, it delivers a level of performance that can't be matched at this price point.









# 2017 FLOORPLANS

# AURORA LE



## AURORA LE 2017 MODEL DETAILS

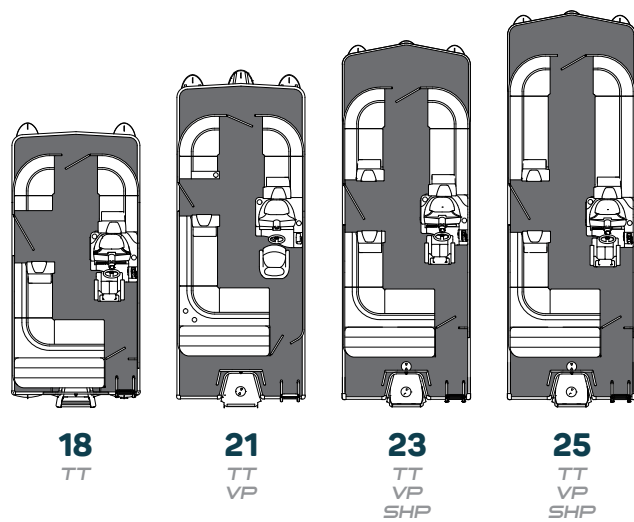
MODEL LENGTH	18	20		21		22		23		24		25	
HULL	TT	TT	TT	VP	SHP 373	TT	TT	VP	SHP 373	TT	TT	VP	SHP 373
/ TUBE DIAMETER / ENGINE	23 23 3	23 23 3	25 25 3	23 27 23 3	23 27 23 3	23 23 3	25 25 3	23 27 23 3	23 27 23 3	23 23 3	25 25 3	23 27 23 3	23 27 23 3
FLOORPLANS	✓ STANDARD ✗ RF	✓ STANDARD ✓ RF	✓ STANDARD ✓ RF	✓ STANDARD ✓ RF	✓ STANDARD ✓ RF	✓ STANDARD ✓ RF	✓ STANDARD ✓ RF	✓ STANDARD ✓ RF	✓ STANDARD ✓ RF	✓ STANDARD ✓ RF	✓ STANDARD ✓ RF	✓ STANDARD ✓ RF	✓ STANDARD ✓ RF
LENGTH OVERALL* / DECK LENGTH / WIDTH	18' 11" 17' 7" 8' 6"	20' 11" 19' 7" 8' 6"	20' 11" 19' 7" 8' 6"	22' 4" 21' 10" 8' 6"	22' 4" 21' 10" 8' 6"	22' 11" 21' 7" 8' 6"	22' 11" 21' 7" 8' 6"	24' 4" 23' 10" 8' 6"	24' 4" 23' 10" 8' 6"	24' 11" 23' 7" 8' 6"	24' 11" 23' 7" 8' 6"	26' 4" 25' 10" 8' 6"	26' 4" 25' 10" 8' 6"
WEIGHT	1,670 LBS	1,890 LBS	1,970 LBS	2,485 LBS	2,575 LBS	2,105 LBS	2,155 LBS	2,995 LBS	3,100 LBS	2,200 LBS	2,260 LBS	3,305 LBS	3,420 LBS
PERSONS / CAPACITY**	8 1,225 LBS	9 1,265 LBS	9 1,525 LBS	11 1,695 LBS	11 1,570 LBS	10 1,470 LBS	10 1,680 LBS	12 1,895 LBS	12 1,715 LBS	11 1,635 LBS	11 1,960 LBS	13 2,145 LBS	13 1,960 LBS
MAX HP	60	75	90	150	200	90	115	150	250	115	130	150	300

\* Overall length Includes transom

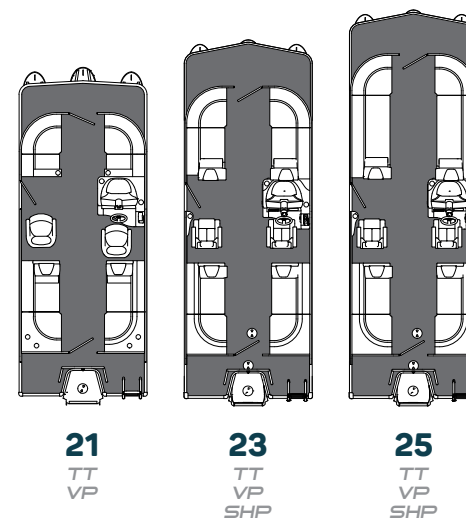
\*\* Canadian capacities may vary. Visit our website for details.




## AURORA LE STANDARD



## AURORA LE RF



 23 AURORA LE RF VP



# 2017 AURORA LE

## 2017 STANDARD FEATURES

### COMFORT & CONVENIENCE

Bimini Anchor Light, LED  
Bimini Top & Boot, Anodized  
Bow Eye (Twin Tube)  
Carpet - Tan w/Vinyl Rear Deck  
Cupholders, Stainless Steel  
Furniture, Extended Starboard Chaise  
Furniture, Matrix Marine Vinyl  
Gas Tank, 24 Gallon Twin Tube, 43 Gallon V-Toon  
Ladder, Rear Entry Wide 4 Step  
Mooring Cover, Color Matched  
Navigation Lights  
Privacy Station Assembly in Chaise (NA w/21 RF)  
Ski To Bar (Standard on all but 18)

### HELM HIGHLIGHTS

12 Volt Outlet  
Auxiliary In USB Port  
AM/FM, Blue Tooth, Jensen Radio & 4 Jensen Speakers  
Gauges - Fuel, Speedo, Tachometer, Trim Gauge  
(w/Pre-Rig), Voltmeter  
Helm Chair, Low Back Recliner w/Arms and Slider  
Helm, Fiberglass w/side access door  
Horn  
Steering, Tilt  
Steering, Teleflex Xtreme, Twin Tube  
Windscreen

### CONSTRUCTION & QUALITY

Anodized Rub Rail  
Anodized Walls  
Powder Coated Corner Castings  
Crossmembers, Extruded Aluminum  
Deck, Limited Lifetime Warranty  
Fasteners, Stainless Steel  
Furniture, Roto-mold  
Lift Gates  
Keels, Full-length Extruded Aluminum  
(NA on VP and SHP)  
Mooring Cleats, 2 Front & 2 Rear  
Mooring Eyes  
Motor Mount, Aluminum w/Splash Shields  
NMMA Certified using ABYC Standards  
Nose Cones, Anti-spray integrated splash fins  
Pontoon Tube Risers, Sectioned  
Pontoon Tubes, 23" Diameter  
Riser Brackets, "M" Style  
Transducer Bracket  
Wall Spacers, Deck Draining  
Wall Tubing, Heavy Duty, .090" Thick, 1.25" Square

*BUILD YOUR OWN ADVENTURE*

*See pages 76-77 for  
non-standard features & options.  
Colors & furniture, page 89.*



⚓ 25 AURORA LE RF VP





2017

AURORA

Stepping into a great pontoon has never been easier.

There’s nothing we love more than knowing we’re making it possible for people to get out and enjoy the water. The Aurora has all the Manitou hallmarks — craftsmanship, performance, attention to detail — but we kept the number of options down to keep the price attractive. It’s not complicated — it’s just a great choice when you’re ready to start embracing all that a great pontoon can offer you.

STANDARD FEATURES

COMFORT & CONVENIENCE

- Bimini Anchor Light, LED
- Bimini Top & Boot, Anodized
- Bow Eye
- Carpet - Tan w/Vinyl Rear Deck
- Cupholders, Stainless Steel
- Furniture, Extended Starboard Chaise
- Furniture, Matrix Marine Vinyl
- Gas Tank, 24 Gallon
- Ladder, Rear Entry Wide 4 Step
- Mooring Cover, Color Matched
- Navigation Lights
- Privacy Station (NA w/20)

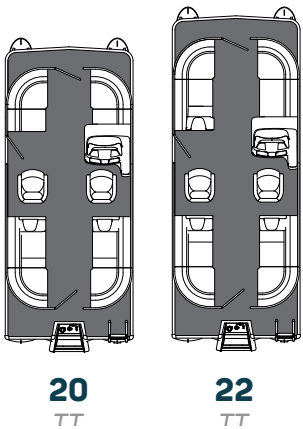
HELM HIGHLIGHTS

- 12 Volt Outlet
- Auxiliary In USB Port
- AM/FM, Blue Tooth, Boss Radio & 4 Jensen Speakers
- Gauges - Fuel, Speedo, Tachometer, Trim Gauge (w/Pre-Rig)
- Helm Chair, Low Back Recliner w/Arms and Slider
- Helm, Fiberglass w/side access door
- Horn
- Steering, Tilt, Teleflex Xtreme
- Windscreen

CONSTRUCTION & QUALITY

- Anodized Rub Rail
- Anodized Walls
- Powder Coated Corner Castings
- Crossmembers, Extruded Aluminum C Shaped
- Deck, Limited Lifetime Warranty
- Fasteners, Stainless Steel
- Furniture, Roto-mold
- Lift Gates
- Keels, Full-length Extruded Aluminum
- Mooring Cleats, 2 Front & 2 Rear
- Mooring Eyes
- Motor Mount, Aluminum w/Splash Shields
- NMMA Certified using ABYC Standards
- Nose Cones, Anti-spray integrated splash fins
- Pontoon Tube Risers, Sectioned
- Pontoon Tubes, 23" Diameter
- Riser Brackets, "M" Style
- Transducer Bracket
- Wall Spacers, Deck Draining
- Wall Tubing, Heavy Duty, .090" thick, 1.25" Square

AURORA RF



AURORA 2017 MODEL DETAILS

MODEL LENGTH	20	22
HULL	TT	TT
/ TUBE DIAMETER / ENGINE	23 23	23 23
FLOORPLANS	✓ RF	✓ RF
LENGTH OVERALL* / DECK LENGTH / WIDTH	20' 11" / 19' 7" / 8' 6"	22' 11" / 21' 7" / 8' 6"
WEIGHT	1,815 LBS	2,010 LBS
PERSONS / CAPACITY**	9 / 1,265 LBS	10 / 1,470 LBS
MAX HP	75	90

\* Overall length Includes transom.  
\*\* Canadian capacities may vary. Visit our website for details.



20 AURORA RF TWIN



MORE! [manitoupontoonboats.com/boats/aurora](http://manitoupontoonboats.com/boats/aurora)



22 AURORA RF TWIN



# 2017 ENCORE PRO ANGLER

**Banks, turns, and darts like a  
smallmouth bass.**

A day on the water chasing trophies doesn't mean you have to sacrifice performance or comfort. Our Encore Pro Angler has the ride you expect from Manitou and the amenities of a great pontoon, all wrapped up in a boat that even the most demanding angler will appreciate. It's a whole new way to fish and enjoy a day on the water.



FEATURED ENGINE

**EVINRUDE**  
E-TEC®



22 ENCORE PRO ANGLER FULL FRONT VP





## 2017 STANDARD FEATURES

### COMFORT & CONVENIENCE

- 2 - Livewells Bow & Stern (Bow Livewell N/A w/Full Front)
- 4 - Point Fishing (Except for Full Front) (Full Front Standard with Extended Chaise)
- Bimini Top & Boot, Powder Coated Aluminum
- Bimini Anchor Light, LED
- Bow Eye (Twin Tube)
- Carpet - Tan w/Vinyl Rear Deck
- Cooler, Soft Side
- Cupholders, Stainless Steel
- Dinette Table
- Furniture, Comfort Touch Marine Vinyl
- Gas Tank, 24 Gallon Twin Tube, 43 Gallon V-Toon
- In Wall, LED Docking & Navigation Lights
- Ladder, Rear Entry Wide 4 Step
- Lights, Track Interior Blue LED
- Lockable Rod Box (N/A w/Ext. Starboard Chaise on Full Front)
- Master ON/OFF Battery Switch
- Mooring Cover, Color Matched
- Portable Cupholders (2 each)
- Privacy Station Assembly in Chaise (does not include Porta Potti)
- Rod Holders
- Seat Hinges, Hands Free Loading
- Waste Basket, Built in

### HELM HIGHLIGHTS

- 12 Volt Outlet & USB Port
- AM/FM Kicker Blue Tooth Radio & 4 Kicker Speakers
- Fishfinder, Lowrance Elite 4 Color, GPS, Speed/Temp, Depth
- Gauges - Fuel, GPS Speedo, Tachometer, Trim Gauge, Volt, Hour
- Helm Chair, Slider
- Helm Chair, Mid Back Reclining w/Arms (& Std. on FF LPT in Bow)
- Helm, Fiberglass w/Soft Touch Top Automotive Style
- Horn
- Light, Courtesy LED
- Steering Wheel, Midnight Brush
- Steering, Teleflex Xtreme, Twin Tube
- Windscreen

### CONSTRUCTION & QUALITY

- Corner Castings, Powder Coated
- Crossmembers, Extruded Aluminum
- Deck, Limited Lifetime Warranty
- Fasteners, Stainless Steel
- Furniture, Roto-mold
- Lift Gates
- Keels, Full-length Extruded Aluminum (NA SHP & VP)
- Mooring Cleats, Stainless Steel, 4
- Mooring Eyes
- Motor Mount, Aluminum w/Splash Shields
- NMMA Certified using ABYC Standards
- Nose Cones, Anti-spray integrated splash fins
- Pontoon Tube Riser, Full-length
- Pontoon Tubes, 25" Diameter (Twin Tube)
- Riser Brackets, "M" Style
- Rub Rail, Powder Coated
- Transducer Bracket
- Wall Spacers, Deck Draining
- Wall Tubing, Heavy Duty, .090" Thick, 1.25" Square
- Wall Tubing, Powder Coated

**BUILD YOUR OWN ADVENTURE**  
See pages 76-77 for non-standard features & options.  
Colors & furniture, page 87.



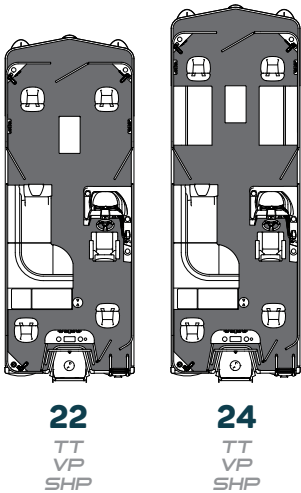
⚓ 24 ENCORE PRO ANGLER FULL FRONT VP



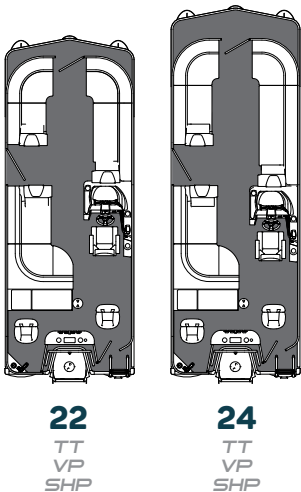
2017 FLOORPLANS

# ENCORE PRO ANGLER

## ENCORE PRO ANGLER STANDARD



## ENCORE PRO ANGLER FULL FRONT



### ENCORE PRO ANGLER 2017 MODEL DETAILS

MODEL LENGTH	22				24			
HULL	TT	VP	SHP 373	SHP 575	TT	VP	SHP 373	SHP 575
/ TUBE DIAMETER	25 25	23 27 23	23 27 23	25 27 25	25 25	23 27 23	23 27 23	25 27 25
/ ENGINE								
FLOORPLANS	✓ STANDARD ✓ FULL FRONT	✓ STANDARD ✓ FULL FRONT	✓ STANDARD ✓ FULL FRONT	✓ STANDARD ✓ FULL FRONT	✓ STANDARD ✓ FULL FRONT	✓ STANDARD ✓ FULL FRONT	✓ STANDARD ✓ FULL FRONT	✓ STANDARD ✓ FULL FRONT
LENGTH OVERALL* / DECK LENGTH / WIDTH	22' 11" 21' 7" 8' 6"	22' 10" 22' 4" 8' 6"	22' 10" 22' 4" 8' 6"	22' 10" 22' 4" 8' 6"	24' 11" 23' 7" 8' 6"	24' 10" 24' 4" 8' 6"	24' 10" 24' 4" 8' 6"	24' 10" 24' 4" 8' 6"
WEIGHT	2,205 LBS	2,685 LBS	2,785 LBS	2,910 LBS	2,450 LBS	2,805 LBS	2,995 LBS	3,250 LBS
PERSONS / CAPACITY**	10 1,660 LBS	10 1,875 LBS	10 1,695 LBS	11 1,935 LBS	11 1,890 LBS	13 2,185 LBS	13 1,980 LBS	14 2,205 LBS
MAX HP	115	150	250	250	130	150	300	300

\* Overall length Includes transom    \*\* Canadian capacities may vary. Visit our website for details.

⚙ 373 is standard for SHP hull. 575 available as optional upgrade.



MORE!  
[manitoupontoonboats.com/boats/encore-pro-angler](http://manitoupontoonboats.com/boats/encore-pro-angler)



FEATURED ENGINE

**EVINRUDE**  
E-TEC®



⚓ 24 ENCORE PRO ANGLER FULL FRONT VP



# 2017 OASIS ANGLER

**Only the fish will be unhappy to see you arrive at the dock.**

Our Oasis Angler has everything you want in a fishing boat — but in a pontoon that everyone can enjoy. We designed it to satisfy a crowd, and that's what you can expect whenever you make plans to spend a day on the water. Quite simply, it's a boat that offers something for everyone.

*See pages 76-77 for  
non-standard  
features & options.  
Colors & furniture,  
page 88.*



FEATURED ENGINE

**HONDA**  
MARINE





## 2017 STANDARD FEATURES

### COMFORT & CONVENIENCE

4-point Fishing (Except Optional Full Front Floorplans)  
Bimini Anchor Light, LED  
Bimini Top & Boot, Powder Coated Aluminum  
Bow Eye (Twin Tube)  
Carpet - Tan w/Vinyl Rear Deck  
Cooler, Soft Side  
Cupholders, Stainless Steel  
Docking & Navigation Lights, LED  
Furniture, Matrix Marine Vinyl  
Gas Tank, 24 Gallon Twin Tube, 43 Gallon V-Toon  
Ladder, Rear Entry Wide 4 Step  
Livewell (Stern)  
Master ON/OFF Battery Switch  
Mooring Cover, Color Matched  
Privacy Station Assembly in Chaise (does not include Porta Potti)  
Rod Holders  
Seat Hinges, Hands Free Loading  
Waste Basket

### HELM HIGHLIGHTS

12 Volt Outlet  
Auxiliary In USB Port  
AM/FM, Blue Tooth, Jensen Radio & 4 Jensen Speakers  
Gauges - Fuel, GPS Speedo, Hourmeter, Tachometer, Trim Gauge, Voltmeter  
Helm Chair, Recliner Low Back Bucket w/Arms  
Helm Chair, Slider  
Helm, Fiberglass (w/Side Access Door)  
Horn  
Light, Courtesy LED  
Steering Wheel, Black Gussi Model  
Steering, Teleflex Xtreme, Twin Tube  
Windscreen

### CONSTRUCTION & QUALITY

Corner Castings, Powder Coated  
Crossmembers, Extruded Aluminum  
Deck, Limited Lifetime Warranty  
Fasteners, Stainless Steel  
Furniture, Roto-mold  
Lift Gates  
Keels, Full-length Extruded Aluminum (NA SHP & VP)  
Mooring Cleats, 4  
Mooring Eyes  
Motor Mount, Aluminum w/Splash Shields  
NMMA Certified using ABYC Standards  
Nose Cones, Anti-spray integrated splash fins  
Pontoon Tube Riser, Full-length  
Pontoon Tubes, 25" Diameter (Twin Tube)  
Riser Brackets, "M" Style  
Rub Rail, Powder Coated  
Transducer Bracket  
Wall Spacers, Deck Draining  
Wall Tubing, Powder Coated

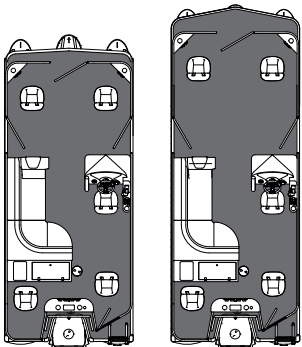




2017 FLOORPLANS

# OASIS ANGLER

## OASIS ANGLER STANDARD



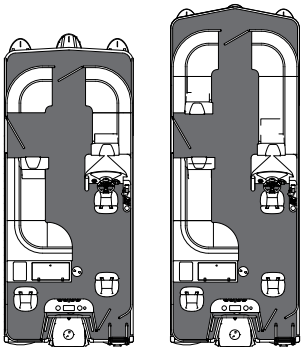
20

TT  
VP  
SHP

22

TT  
VP  
SHP

## OASIS ANGLER FULL FRONT



20

TT  
VP  
SHP

22

TT  
VP  
SHP

### OASIS ANGLER 2017 MODEL DETAILS

MODEL LENGTH	20			22			
HULL	TT	VP	SHP 373	TT	VP	SHP 373	SHP 575
/ TUBE DIAMETER / ENGINE	25 25 3	23 27 23 3	23 27 23 3	25 25 3	23 27 23 3	23 27 23 3	25 27 25 3
FLOORPLANS	✓ STANDARD ✓ FULL FRONT	✓ STANDARD ✓ FULL FRONT	✓ STANDARD ✓ FULL FRONT	✓ STANDARD ✓ FULL FRONT	✓ STANDARD ✓ FULL FRONT	✓ STANDARD ✓ FULL FRONT	✓ STANDARD ✓ FULL FRONT
LENGTH OVERALL* / DECK LENGTH / WIDTH	20' 11" 19' 7" 8' 6"	20' 10" 20' 4" 8' 6"	20' 10" 20' 4" 8' 6"	22' 11" 21' 7" 8' 6"	22' 10" 22' 4" 8' 6"	22' 10" 22' 4" 8' 6"	22' 10" 22' 4" 8' 6"
WEIGHT	2,005 LBS	2,460 LBS	2,540 LBS	2,205 LBS	2,685 LBS	2,785 LBS	2,910 LBS
PERSONS / CAPACITY**	8 1,510 LBS	8 1,595 LBS	8 1,575 LBS	10 1,660 LBS	10 1,875 LBS	10 1,695 LBS	11 1,935 LBS
MAX HP	90	150	175	115	150	250	250

\* Overall length Includes transom    \*\* Canadian capacities may vary. Visit our website for details.

⚙ 373 is standard for SHP hull. 575 available as optional upgrade.



MORE!  
[manitoupontoonboats.com/boats/oasis-angler](http://manitoupontoonboats.com/boats/oasis-angler)



FEATURED ENGINE

**HONDA**  
**MARINE**

⚓ 20 OASIS ANGLER FULL FRONT VP



# 2017 AURORA ANGLER LE

## Designed to get more people out fishing.

We love being on the water. And we want to make sure we offer boats that let more people get out there. The Aurora Angler LE is priced attractively, and performs remarkably. Anglers will enjoy fishing from it, while everyone else will love just being on it. Affordable but still crafted to our standards, this is the pontoon that puts great weekends on the water within reach.



20 AURORA ANGLER LE FULL FRONT VP





## 2017 STANDARD FEATURES

### COMFORT & CONVENIENCE

Bimini Anchor Light, LED  
Bimini Top & Boot, Powder Coated Aluminum  
Bow Eye (Twin Tube)  
Carpet - Tan w/Vinyl Rear Deck  
Cupholders, Stainless Steel  
Furniture, Matrix Marine Vinyl  
Gas Tank, 24 Gallon Twin Tube, 43 Gallon V-Toon  
Ladder, Rear Entry Wide 4 Step  
Mooring Cover, Color Matched  
Navigation Lights

### HELM HIGHLIGHTS

12 Volt Outlet  
Auxiliary In USB Port  
AM/FM, Blue Tooth, Jensen Radio & 4 Jensen Speakers  
Gauges - Fuel, Speedo, Tachometer, Trim Gauge (w/Pre-Rig),  
Voltmeter  
Helm Chair, Low Back Recliner w/Arms and Slider  
Helm, Fiberglass w/side access door  
Horn  
Steering, Tilt  
Steering, Teleflex Xtreme, Twin Tube  
Windscreen

### CONSTRUCTION & QUALITY

Anodized Rub Rail  
Anodized Walls  
Powder Coated Corner Castings  
Crossmembers, Extruded Aluminum  
Deck, Limited Lifetime Warranty  
Fasteners, Stainless Steel  
Furniture, Roto-mold  
Lift Gates  
Keels, Full-length Extruded Aluminum (NA on VP & SHP)  
Mooring Cleats, 2 Front & 2 Rear  
Mooring Eyes  
Motor Mount, Aluminum w/Splash Shields  
NMMA Certified using ABYC Standards  
Nose Cones, Anti-spray integrated splash fins  
Pontoon Tube Risers, Sectioned  
Pontoon Tubes, 23" Diameter  
Riser Brackets, "M" Style  
Transducer Bracket  
Wall Spacers, Deck Draining  
Wall Tubing, Heavy Duty, .090" Thick, 1.25" Square



#### FEATURED ENGINE



20 AURORA ANGLER LE FULL FRONT VP

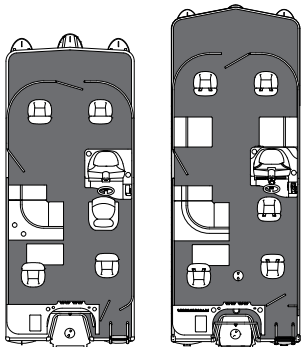
**BUILD YOUR OWN  
ADVENTURE**  
See pages 76-77 for  
non-standard  
features & options.  
Colors & furniture, page 89.



2017 FLOORPLANS

# AURORA ANGLER LE

**AURORA ANGLER LE  
STANDARD**



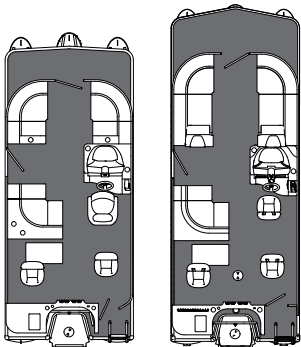
**20**

TT  
VP  
SHP

**22**

TT  
VP  
SHP

**AURORA ANGLER LE  
FULL FRONT**



**20**

TT  
VP  
SHP

**22**

TT  
VP  
SHP

**AURORA ANGLER LE 2017 MODEL DETAILS**

MODEL LENGTH	20				22			
HULL	TT	TT	VP	SHP 373	TT	TT	VP	SHP 373
/ TUBE DIAMETER / ENGINE	23 23 3	25 25 3	23 27 23 3	23 27 23 3	23 23 3	25 25 3	23 27 23 3	23 27 23 3
FLOORPLANS	✓ STANDARD ✓ FULL FRONT	✓ STANDARD ✓ FULL FRONT	✓ STANDARD ✓ FULL FRONT	✓ STANDARD ✓ FULL FRONT	✓ STANDARD ✓ FULL FRONT	✓ STANDARD ✓ FULL FRONT	✓ STANDARD ✓ FULL FRONT	✓ STANDARD ✓ FULL FRONT
LENGTH OVERALL* / DECK LENGTH / WIDTH	20' 11" 19' 7" 8' 6"	20' 11" 19' 7" 8' 6"	20' 10" 20' 4" 8' 6"	20' 10" 20' 4" 8' 6"	22' 11" 21' 7" 8' 6"	22' 11" 21' 7" 8' 6"	22' 10" 22' 4" 8' 6"	22' 10" 22' 4" 8' 6"
WEIGHT	1,890 LBS	1,970 LBS	2,460 LBS	2,540 LBS	2,105 LBS	2,155 LBS	2,685 LBS	2,785 LBS
PERSONS / CAPACITY**	9 1,265 LBS	9 1,525 LBS	8 1,595 LBS	8 1,575 LBS	10 1,470 LBS	10 1,680 LBS	10 1,875 LBS	10 1,695 LBS
MAX HP	75	90	150	175	90	115	150	250

\* Overall length Includes transom    \*\* Canadian capacities may vary. Visit our website for details.



MORE!  
[manitoupontoonboats.com/boats/aurora-le-angler](http://manitoupontoonboats.com/boats/aurora-le-angler)



FEATURED ENGINE



⚓ 20 AURORA ANGLER LE FULL FRONT VP



# 2017 FEATURES & OPTIONS



Barbeque Grill (Std on SES Entertainer and Galley)



Refrigerator (SES Flip and Encore SE only. Std on SES Entertainer and Galley. N/A on SES Bench and Bar.)



Portable Ottoman



Folding Entertainment Table (SRS only. Takes the place of Privacy Station)



Porta Potti



Dinette Table Kit



Ski Tow Bar Cupholder (N/A on Dual Engine)



Bow Gate Filler Bench Seat (Full Front Only on Angler)



Portable Cupholder



Front Livewell



Ski Mirror



Ski Tow Bar (Optional on 18 Aurora)



Center In-Tube Storage (22' & longer, VP & SHP only)



Raised Helm (Std on SES Platinum)



Hydraulic Pedestal for Helm Chair



Hybrid Tower



Sport Arch with Bimini (SRS & SRW Floorplans Only)



Bimini Top, PWR-ARM



Double Bimini Top [N/A on 18', 20', 21' and 23'/24' (SE/SR) Models]



Ladder, 4-Step Versa-Trac (N/A on SRW)

All Manitou boats can be equipped with a saltwater package that includes a solid keel replacement for the normal "V" keel, fully welded lateral nosecone reinforcements on VP and SHP, sacrificial aluminum anodes on the outside tubes, and a fuel/water separator. Please consult your Manitou dealer for additional saltwater protection plans.



SL 24 Logo Kit



Stainless Steel Dockguard (Std on SES Platinum)



Tall Windshield (SRW only)



The presence of a corresponding Manitou model color square indicates availability of pictured option.

- LEGACY LT
- X-PLODE XT
- LEGACY
- X-PLODE
- SES
- ENCORE
- OASIS
- AURORA LE
- ENCORE PRO ANGLER
- OASIS ANGLER
- AURORA ANGLER LE
- STANDARD

⚙ Note:  
Some options  
may not be  
available on  
all models.



Smart Screen (Std on SES Platinum)



Map Software for Manitou Smart Screen  
(Std on SRW)



Sport Arch Speaker Cans



Evinrude Smart Screen (Optional on SES Platinum)



Yamaha Smart Screen (Optional on SES Platinum)



Speaker, 4 Standard Kicker (6 on SES)



Rear Remote Control (RF, SE & SR only, must  
upgrade to Kicker Radio on Oasis and Aurora LE)



AM/FM Kicker Bluetooth Radio



Fishfinder, Lowrance Elite-3




Fishfinder, Lowrance Elite-4 Color GPS,  
Speed/Temp



Speaker, 4 LED Kicker (6 on SES & SRS, Std on  
SES Platinum)



Lighting, Track Interior Blue LED



Lighting, Pedestal Blue LED



Fishfinder, Lowrance Elite-5 ChartPlotter



Depth Finder, 2 inch in dash



Speakers, 4 LED Kicker, 5 Channel 800 Watt Amp,  
10-inch Sub (6 on SES/SRS)



Lighting, Exterior Blue LED (N/A on 18)



Lighting, Cupholders Blue LED



Dual Battery Smart Switch (Std on SES  
Entertainer and Galley)



Trolling Motor Outlet with 1/2 Front Door



Speaker, JL Radio, 6 LED Chrm Spkrs, 800 Watt  
8 channel Amp, 10" Sub



Lighted Bimini Top (Standard on SES Platinum)



In Wall Light Pods




# 2017 FLOORING

We offer a large variety of flooring options to satisfy the multitude of tastes, styles, and performance demands of our customers. Whether you go with a plush carpet, snap-in Luna, or a maintenance-free vinyl, you can always count on the very best in quality and finish.

## STANDARD CARPET

Soft to the touch, and highly durable — our carpet flooring will make your new boat feel like home.



TAN (Standard on all models except X-Plode and X-Plode XT)



SILVER (Standard on X-Plode and X-Plode XT)



- SYNTEC MARINE CARPET ON ALL MODELS
- SUPERIOR STAIN RESISTANCE · 5-YEAR FADE OR FAILURE WARRANTY
- COLOR FAST UV RESISTANT, RESILIENT FIBERS that withstand traffic and the grueling demands of nature

## STANDARD DECKING

- Transferable limited lifetime warranty
- High quality pressure treating guards against rot, decay, insect infestation and delamination
- Specifically developed to withstand the rigorous marine environment

## LUNA


Luna offers performance, durability, and cool comfort underfoot. It is an excellent alternative to traditional carpet. Luna floor can be applied on the full deck or rear deck of our leisure models and front, rear or full deck of our angler models.



⚙️ TAN LUNA



⚙️ SILVER LUNA



⚙️ DARK TAN LUNA

## SNAP-IN OPTION



⚙️ SNAP-IN OPTION

## VINYL & TEAK

Vinyl flooring is easy to clean, non-slippery, and requires little or no maintenance. Vinyl floor can be applied on the full deck or rear deck of our leisure models and front, rear or full deck of our angler models.



⚙️ BEIGE VINYL



⚙️ GREY TEAK VINYL  
TOP: Vertical Pattern  
BOTTOM: Angled Pattern



⚙️ BROWN TEAK VINYL  
TOP: Vertical Pattern  
BOTTOM: Angled Pattern



⚙️ NUTMEG TEAK VINYL



⚙️ ALMOND TEAK VINYL



2017

# BLACKOUT PACKAGE

Available for **Legacy LT**, **X-Plode XT**, **Legacy**, **X-Plode**, and **SES**, the Blackout Package offers an element of sleek attitude, both inside and out.

The Evo Steering Wheel and JL Audio System with 800 watt amp add the perfect amount of swagger to the ride.

Carbon fiber graphics and black chrome logos wrap the bow and sidewalls for a low-profile stance.

*Check out the graphics in play on each model's color pages.*



EVO  
STEERING  
WHEEL



BLACK JL AUDIO  
SOUND SYSTEM  
WITH 800 WATT AMP

CARBON FIBER GRAPHIC



SHOWING **LEGACY LT**  
CARBON FIBER GRAPHIC  
WITH **BLACK CHROME** LOGOS,  
TAUPE/BLACK FURNITURE  
AND TITANIUM FIBERGLASS



SHOWING **X-PLODE XT**  
CARBON FIBER GRAPHIC  
WITH **BLACK CHROME** LOGOS,  
WHITE/BLACK FURNITURE  
AND TITANIUM FIBERGLASS



# 2017 COLORS

# LEGACY LT

**FIBERGLASS COLORS** LEGACY LT – TAUPE • TAN • TITANIUM

**WALL COLORS** LEGACY LT – NEUTRAL • BLUE • BURGUNDY • BLACK *Note: Bimini coordinates with wall color*

**FURNITURE COLORS** LEGACY LT – TAUPE/MOCHA • TAUPE/BLACK • TAN/BLACK • TAN/MOCHA

All 2017 Manitou models come with even more ways to design your boat to match your personal taste and style. Every model offers a unique design and is available with an array of colored walls. The graphics and colors you select are also carried through to coordinate with interior seating vinyl.

TAUPE  
NEUTRAL  
TAUPE/MOCHA



TAUPE  
BLUE  
TAUPE/BLACK



TAN  
NEUTRAL  
TAN/MOCHA



TAN  
BLUE  
TAN/BLACK



TITANIUM  
NEUTRAL  
TAN/MOCHA



TITANIUM  
BLUE  
TAUPE/BLACK





⚙️ **OPTIONAL UPGRADE: BLACKOUT PACKAGE**

- BLACK
- BLACKOUT CARBON FIBER GRAPHIC
- TAN/BLACK



- TAUPE
- BURGUNDY
- TAUPE/MOCHA



- TAUPE
- BLACK
- TAUPE/BLACK



- TAN
- BURGUNDY
- TAN/MOCHA



- TAN
- BLACK
- TAN/BLACK



- TITANIUM
- BURGUNDY
- TAUPE/BLACK



- TITANIUM
- BLACK
- TAN/BLACK





# 2017 COLORS

# X-PLODE XT

- FIBERGLASS COLORS** X-PLODE XT – PLATINUM • TITANIUM • ORANGE • RED • BLUE • LIME
- WALL GRAPHIC COLORS** X-PLODE XT – NEUTRAL • BLUE • ORANGE • BLUE • LIME
- FURNITURE COLORS** X-PLODE XT – WHITE/ORANGE • WHITE/BLACK • WHITE/BLUE • WHITE/LIME

All 2017 Manitou models come with even more ways to design your boat to match your personal taste and style. Every model offers a unique design and is available with an array of colored walls. The graphics and colors you select are also carried through to coordinate with interior seating vinyl.



- PLATINUM
- ORANGE
- WHITE/ORANGE



- PLATINUM
- NEUTRAL
- WHITE/BLACK



- TITANIUM
- ORANGE
- WHITE/ORANGE



- TITANIUM
- NEUTRAL
- WHITE/BLACK



- ORANGE
- NEUTRAL
- WHITE/ORANGE



- RED
- NEUTRAL
- WHITE/BLACK



⚙️ **OPTIONAL UPGRADE: BLACKOUT PACKAGE**

- BLACK
- BLACKOUT CARBON FIBER GRAPHIC
- WHITE/BLACK



- PLATINUM
- BLUE
- WHITE/BLUE



- PLATINUM
- LIME
- WHITE/LIME



- TITANIUM
- BLUE
- WHITE/BLUE



- TITANIUM
- LIME
- WHITE/LIME



- BLUE
- BLUE
- WHITE/BLUE



- LIME
- NEUTRAL
- WHITE/LIME





# 2017 COLORS LEGACY

Choose Wall & Rail colors and Furniture style to fit your preferences. Upgrade to add graphics.

## WALL COLORS



BLACK



BLUE



BRONZE



BURGUNDY



CHARCOAL METALLIC



WHITE METALLIC


## OPTIONAL UPGRADES *(Wall graphics are available on any color wall)*



TAN GRAPHIC *(Shown on black wall)*



SILVER GRAPHIC *(Shown on black wall)*



CARBON FIBER GRAPHIC ★BP *(Shown on blue wall)*

★BP AVAILABLE WITH THE BLACKOUT PACKAGE. SEE PAGE 81 FOR DETAILS.

## POWDER-COATED RAIL COLORS



ANTIQUE SILVER



BLACK



CHAMPAGNE

## FURNITURE COLORS

### SPORT FURNITURE



SPORT TAUPE



SPORT BEIGE



SPORT TAN

### LUXURY FURNITURE



LUXURY TAUPE



LUXURY BEIGE



LUXURY TAN



# 2017 COLORS X-PLODE

Choose Wall, Graphics, Rail, and Furniture colors to fit your preferences.

## WALL COLORS

ALL X-PLODE WALL GRAPHICS ARE AVAILABLE ON ANY WALL. LIME GRAPHIC SHOWN BELOW.



BLACK




CHARCOAL METALLIC



WHITE METALLIC

## WALL GRAPHICS

ALL X-PLODE WALL GRAPHICS ARE AVAILABLE ON ANY COLOR WALL. BLACK WALL SHOWN BELOW.



BLUE GRAPHIC



LIME GRAPHIC



NEUTRAL GRAPHIC



RED GRAPHIC

## OPTIONAL UPGRADE (BLACKOUT PACKAGE ONLY)



CARBON FIBER GRAPHIC ★BP

## POWDER-COATED RAIL COLORS (Available on any wall)



ANTIQUE SILVER  
(Shown on White Metallic wall with Lime graphic)



BLACK  
(Shown on White Metallic wall with Neutral graphic)



CHAMPAGNE  
(Shown on White Metallic wall with Neutral graphic)

## FURNITURE COLORS



WHITE/BLACK



WHITE/BLUE



WHITE/LIME



WHITE/RED



BLACKOUT BENCH ★BP

New Options for  
Legacy & X-Plode!  
You can now color match  
the fiberglass on the  
SRS & SRW floorplans  
to the wall color!





# SES

Choose Wall & Rail colors and Furniture style to fit your preferences. Upgrade to add graphics.

## WALL COLORS

WALL PANELS SHOWN ARE THE SES FLIP FLOORPLAN.



## OPTIONAL UPGRADES (Wall graphics are available on any color wall)



★BP AVAILABLE WITH THE BLACKOUT PACKAGE. SEE PAGE 81 FOR DETAILS.

## POWDER-COATED RAIL COLORS



## FURNITURE COLORS

### STANDARD FURNITURE



The **SES platinum package** offers a little something extra for those with discerning tastes and style. Refinements include the LX Raised Helm, Model 930 Steering Wheel, Manitou Smart Screen, Stainless Steel Dockguard with SS Corner Castings, SS Gas Cap, 6 Kicker LED Speakers, Tone on Tone Furniture w/Flip Up Arm Rests, High Back Helm Chair w/Bolster, Lighting, Bimini Top LED, Lighting, Cupholders Blue LEDAll five SES floorplans are available with the Platinum Package.

### PLATINUM SPORT FURNITURE



### PLATINUM LUXURY FURNITURE





2017 COLORS

ENCORE &  
ENCORE PRO ANGLER

WALL COLORS



BLACK



BLUE



BRONZE



BURGUNDY



CHARCOAL METALLIC



WHITE METALLIC

OPTIONAL UPGRADES (Wall graphics are available on any color wall)



TAN GRAPHIC (Shown on black wall)



SILVER GRAPHIC (Shown on black wall)

FURNITURE COLORS



TAN/BLACK



BEIGE/BLACK



TAN/BURGUNDY



BEIGE/BURGUNDY



TAN/BLUE



BEIGE/BLUE

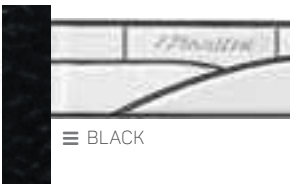


TAN/NEUTRAL

POWDER-COATED RAIL COLORS



ANTIQUE SILVER



BLACK



CHAMPAGNE



2017 COLORS

OASIS &  
OASIS ANGLER

WALL COLORS



BLACK



BLUE



BRONZE



BURGUNDY



CHARCOAL METALLIC



WHITE METALLIC

OPTIONAL UPGRADES (Wall graphics are available on any color wall)



TWO TONE GRAPHIC (Shown on Blue wall)

The **OASIS value package** includes the Dinette Table, 2" In Dash Depthfinder, Blue LED Interior Track Lighting, and SL 24 Logos.

The **OASIS ANGLER value package** includes the Lowrance Elite 3 Fishfinder, Mid Back Recliner Helm Chair Upgrade, Dinette Table, Blue LED Interior Track Lighting, and SL 24 Logos.

FURNITURE COLORS



TAN/BLACK



BEIGE/BLACK



TAN/BURGUNDY



BEIGE/BURGUNDY



TAN/BLUE



BEIGE/BLUE




TAN/NEUTRAL

POWDER-COATED RAIL COLORS



ANTIQUE SILVER



BLACK



CHAMPAGNE



# 2017 COLORS

## AURORA LE & AURORA ANGLER LE

### WALL COLORS



BLACK



BLUE



BRONZE



BURGUNDY



CHARCOAL METALLIC



WHITE METALLIC

### OPTIONAL UPGRADE: POWDER-COATED RAIL COLORS



ANTIQUE SILVER



BLACK



CHAMPAGNE

The **AURORA LE value package** includes the Dinette Table, In Wall LED Docking and Navigation Lighting, Blue LED Interior Track Lighting, and SL 24 Logos.

### FURNITURE COLORS



TAN/BLACK



BEIGE/BLACK



TAN/BURGUNDY



BEIGE/BURGUNDY



TAN/BLUE



BEIGE/BLUE



TAN/NEUTRAL

### ABOUT THE AURORA:

The Aurora comes standard with **Black or Blue Walls**, **Anodized Rails**, and **Tan/Neutral Furniture**.

See page 63 for more information.



# The checklist for fun

Your Manitou Pontoon Boats dealer will help you choose the best performance boat to support your lifestyle, preferences, and get the options and features you need. They'll cover things like:

- ✓ Performance, activities, and persons capacity preferences
- ✓ Floorplan layout
- ✓ Hull, steering, and Engine configuration
- ✓ Aesthetics (fiberglass, wall, and furniture colors)
- ✓ Additional features and options

## Like what you see here?

Call or visit the dealer listed on the back page,  
or find a dealer near you...

➔ <http://portal.manitoupontoonboats.com/dealer-locator>

### WANT TO EXPLORE OPTIONS?

Use the online configurator and buying guide...

➔ [www.manitoupontoonboats.com/buying-guide](http://www.manitoupontoonboats.com/buying-guide)

### SEE MANITOU BOATS IN ACTION

Find out if there are any events coming your way...

➔ [www.manitoupontoonboats.com/boat-shows](http://www.manitoupontoonboats.com/boat-shows)

### WANT TO SEE MORE BOAT PHOTOS & VIDEOS?

Check out our galleries...

📺 [www.manitoupontoonboats.com/videos](http://www.manitoupontoonboats.com/videos)

Follow our Facebook and Instagram feeds...

📘 [www.facebook.com/ManitouPontoons](https://www.facebook.com/ManitouPontoons)

📷 [www.instagram.com/manitoupontoonboats](https://www.instagram.com/manitoupontoonboats)

The legal name of Manitou Pontoon Boats is Triton Industries, Inc.  
Corporate headquarters: Triton Industries, Inc., 16020 S. Lowell Road,  
Lansing, MI 48906



🚣 25 X-PLUDE XT SRS DUAL



🚣 27 X-PLUDE SRS DUAL



# Wave to your friend in the runabout. As you go past.

If you've envied the versatility of a pontoon but been reluctant to give up the performance of a runabout, **a Manitou is the answer to your dilemma.**

Fact is, we didn't want to boat in a pontoon that delivered all kinds of comfort and zero excitement. Boating should be fun, a release from the everyday, and we've always sought to make sure that every boat in our line offers that. Life is short, and we don't think anyone has the time for a boring boat.

Still on the fence? **Visit a Manitou dealer and get out on the water on one of our pontoons.** We're certain that by the time you get back to the dock, you'll be convinced.



Manitou gear now available!  
<http://portal.manitoupontoonboats.com/store/>



25 LEGACY SRS SHP



ManitouPontoonBoats.com

**LET YOUR AUTHORIZED MANITOU DEALER HELP YOU SELECT THE RIGHT MANITOU FOR YOU!**

Though information in this brochure is current at the time of printing, due to product availability and evaluation, we reserve the right to change specifications, features or prices without notice or obligation. Optional equipment is shown in some photographs. To avoid disappointment contact your Manitou Dealer or parent company, Triton Industries, Inc., for complete and current specification and warranty information.

*Manitou*

©2016 Manitou Pontoon Boats / 16020 S. Lowell Road, Lansing, MI 48906 / [ManitouPontoonBoats.com](http://ManitouPontoonBoats.com)